

# Petnanny

E-mail: [Support@petnannystore.com](mailto:Support@petnannystore.com)

Website: [www.petnannystore.com](http://www.petnannystore.com)

# WAVE MAKER SUBMERSIBLE PUMP

Model

## HG-707



Pump can rotate 360°



High flow, high efficient



Suction cup, strong adsorbability, durable




# WAVE MAKER SUBMERSIBLE PUMP

## Application

1. Open the handle of the fixture, let the suction cup compress tightly, press in the aquarium wall, and then screw down the handle of the fixture, so that the pump can be fixed.
2. At the end of the fixture have universal head, can make the pump body rotate as required.
3. At the pump outlet have the modulator, can adjust the water flow.

## Note

1. The power supply voltage must be in accordance with the requirements of the product.
2. The pump wire can not be replaced, when there's any damage, please do not continue to use.
3. Before installing, removing or cleaning the pump, please cut off the power to ensure security.
4. The wave maker submersible pump must be submerged in the water, cannot run dry.




# WAVE MAKER SUBMERSIBLE PUMP

## Feature

- Specialized for medium and large aquarium
- High flow, make more wave
- Suction cup, strong adsorbability, durable
- The pump body can be 360° rotation
- Water flow can adjust by the modulator

## Technical parameters

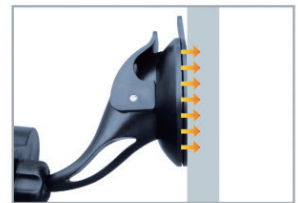
Model	HG-707		
Power	16W	Weight	0.48Kg
Qmax	8000L/H	Size	200x140x110mm
Voltage	110-120V	Frequency	50-60Hz



360° circumgyration



The modulator adjust the flow direction



Easy to fixation