


Petnanny

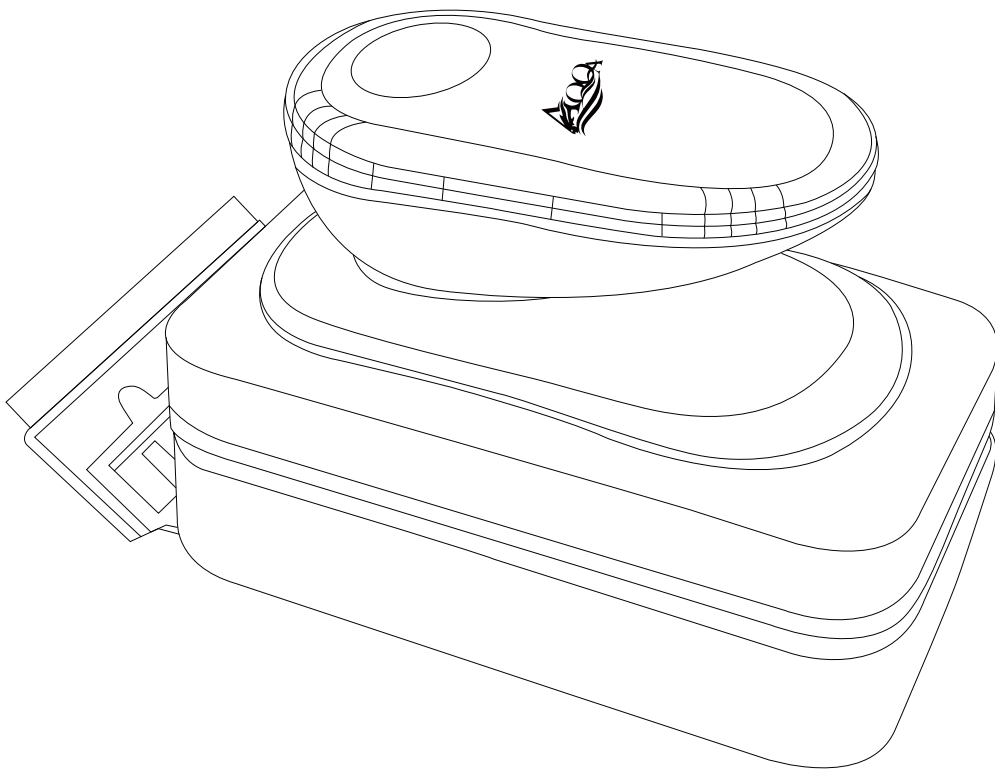
E-mail: Support@petnannystore.com

Website: www.petnannystore.com



AQ-023 USER MANUAL

AQQA Aquarium Magnet Cleaner Brush



AQQA aquarium magnet cleaner brush used as scrubber and scraper, suitable for freshwater and saltwater tanks. Please read this user manual carefully before use and follow strictly in accordance with the manual.



WARNING: Do not use stainless steel blades for acrylic aquarium.

Do not put your fingers between the magic brush and the flannel brush, be careful of your fingers being pinched by the cleaner.

1.PRODUCT FEATURES

Super Strong Magnetism: This AQQA aquarium magnet cleaner is made of a pricy rare earth magnet, with a strong magnet that will stick on the fish tank firmly and securely.

Multi-function Special Blades: The cleaner can be used as a scrubber or scraper. The black scrubbing pad is covered with ultra-fine cleaning flannel and magic brush which will scrub away soft algae and can protect the tank from being scratched. This stainless steel blade and plastic blade can scrap the coralline algae and so on.

Unique Appearance Design: Strong magnetism design and ergonomic designed curved door handle design is easy to hold.

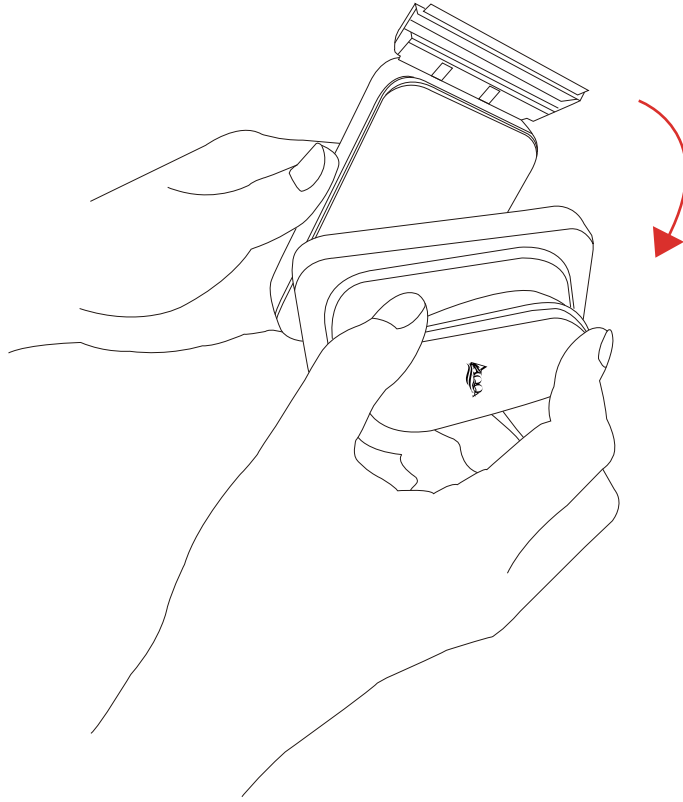
Float Design: Once taking down magic brush, the magnetism brush bounces to float on the surface of the aquarium, then you can fetch it without getting your hands wet or disturbing any of your fish or plants.

2.PARAMETER

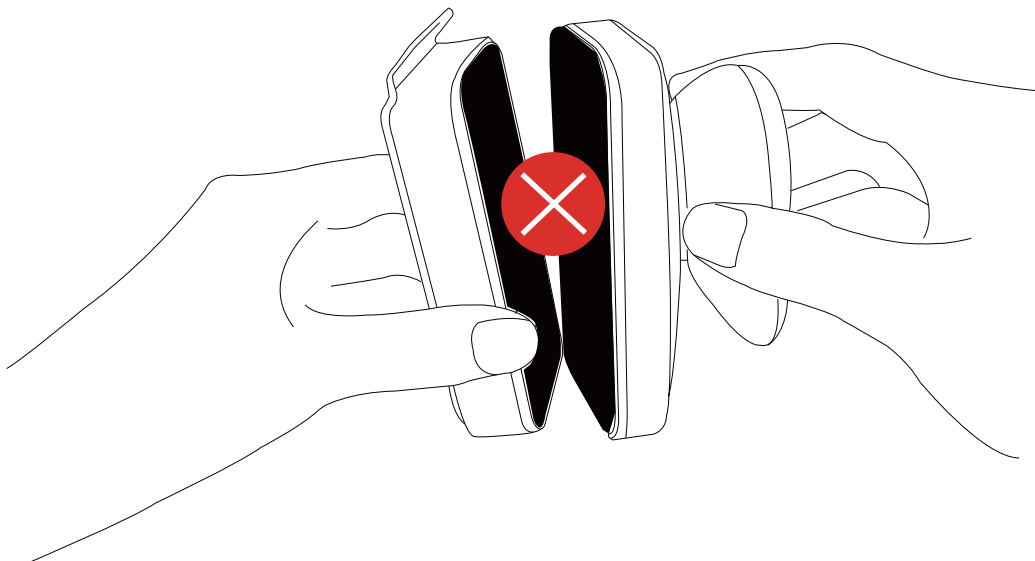
Model	AQ-023
Size	10.3X5.5X6.8CM(4.05"x2.17"x2.7")
Suitable	≤1/4 " ~ 3/8 " thickness glass

3.METHOD OF APPLICATION

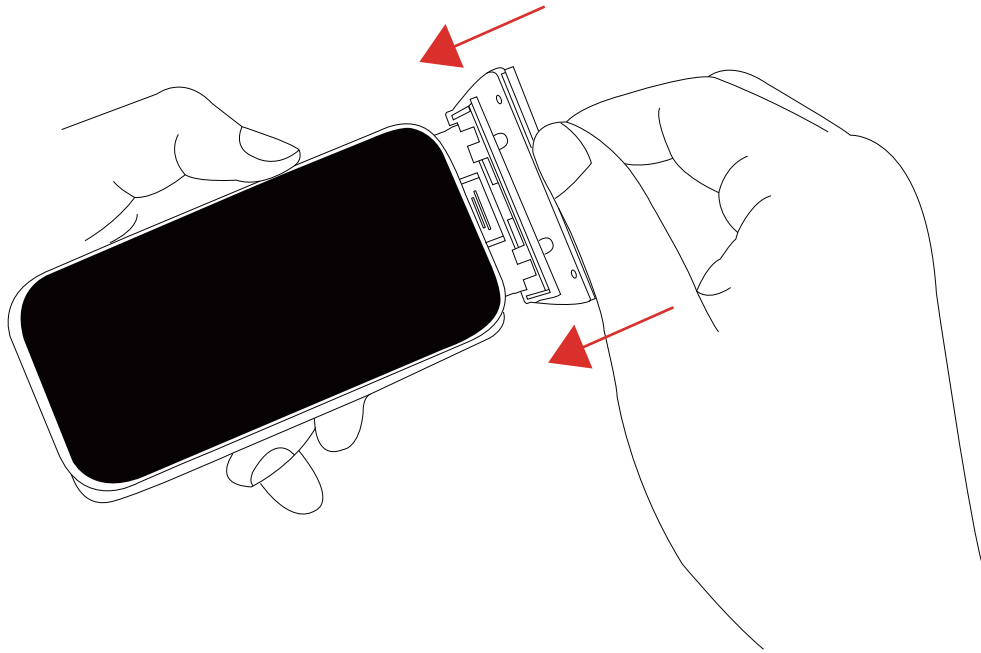
✓ Take out the magnet brush from the color box and simply rotate 1/4 turn to separate the cleaner. then put the magic brush inside the tank and put a flannel brush at the outside.



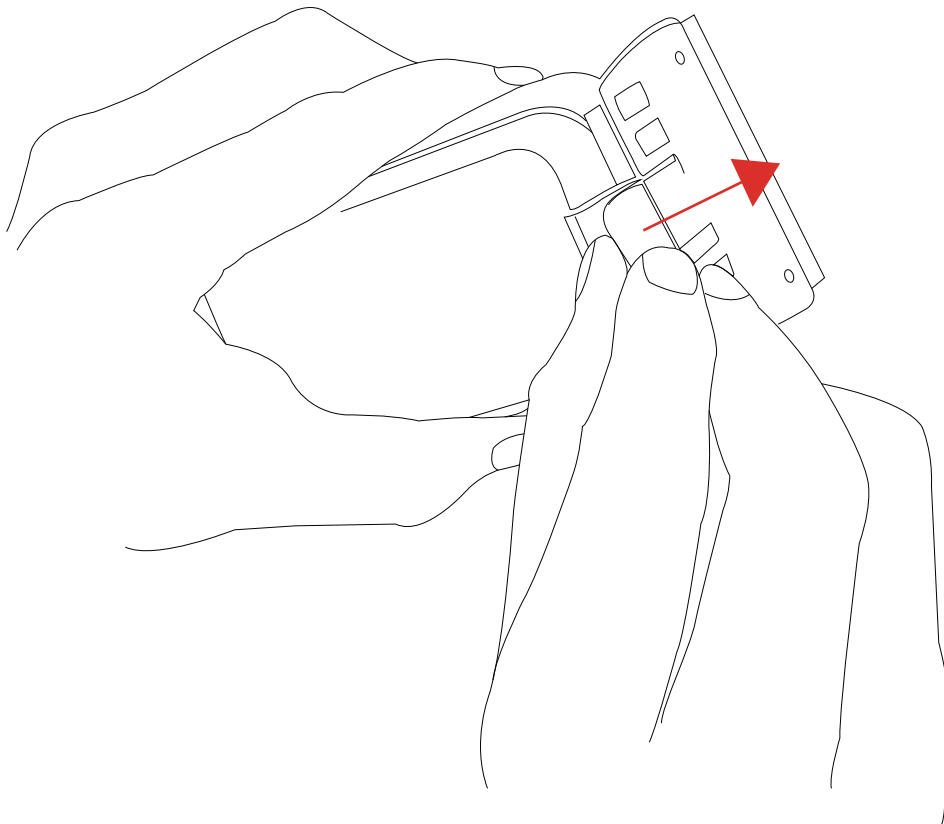
Important reminder: Do not directly stick the magic brush and flannel brush together. Because the product has strong magnetism, it needs a strong external force to separate them when they are stuck together.



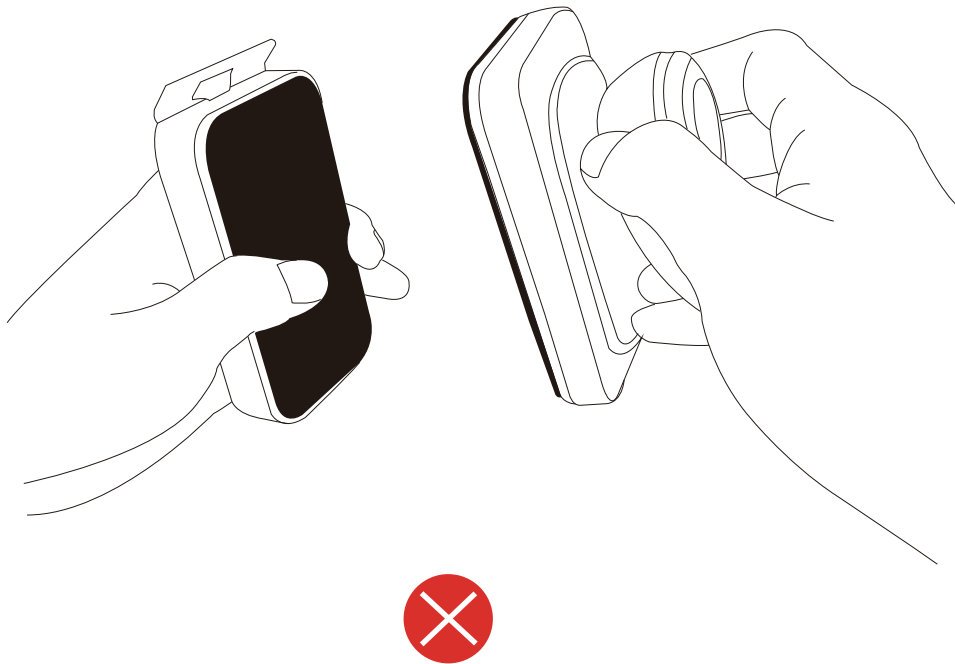
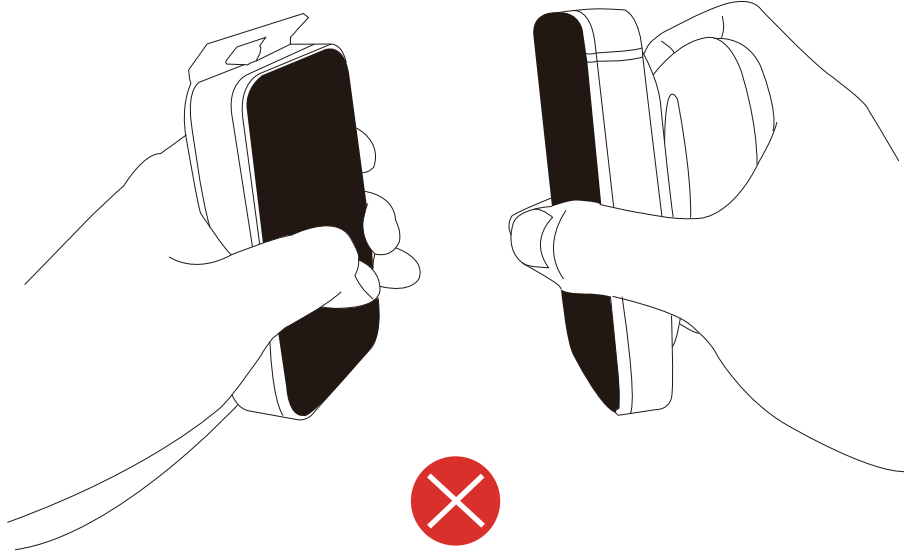
- ✓ Assemble the blade for the following instructions:
1) Put the blade into the slot before use.



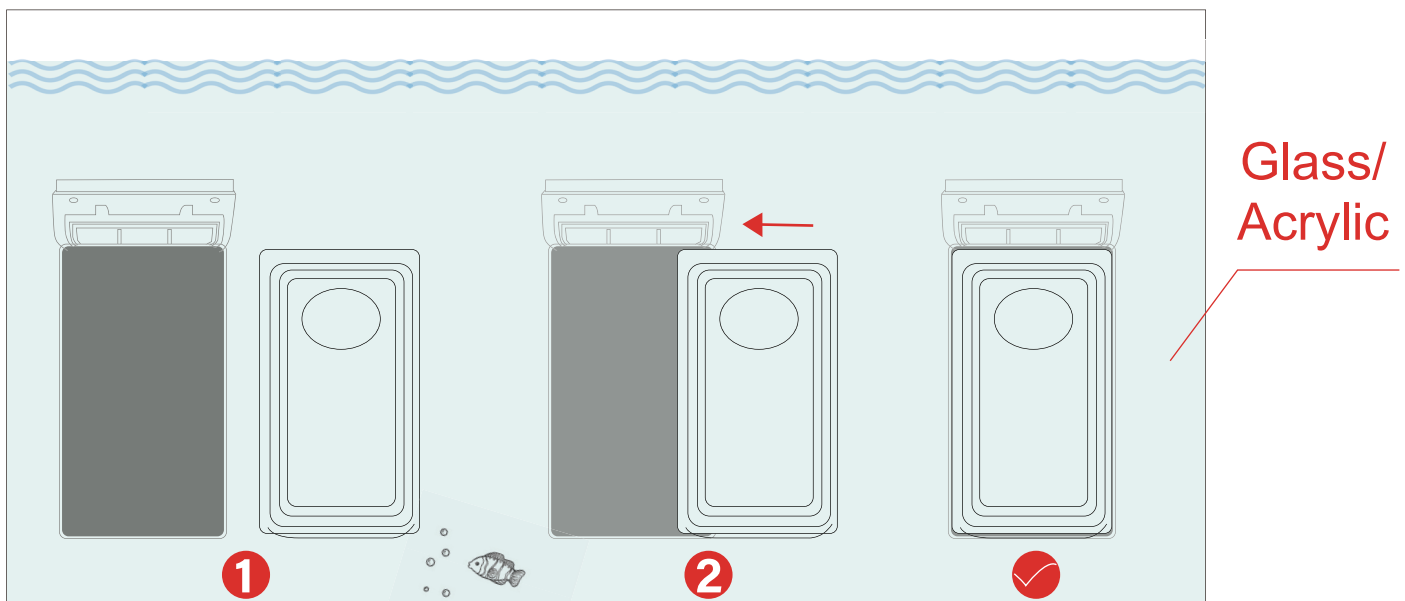
- ✓ 2) Pull out the clip and take off the blade from the back of the brush after use.



✓ Do not put your fingers between the magic brush and flannel brush. If you want to grab the cleaner you can put your fingers on the side of it and at the same time keep stuck the grip and the black scrubber pad at a long distance.



✓ To attach the cleaner to the aquarium, start by placing one piece inside the aquarium while the other on the outside. (Make sure they are away from each other when placing against the glass to avoid damage). To do so, after placing one on the outside and the other inside, slowly slide them above each other to put the magnets to use. Once the magnets have been attached, you can proceed to use the product to clean the glass.



- ✓ When not in use, place it back in the box for storage.
- ✓ Please be careful of knocking/dropping the device from a high place
- ✓ To ensure the best cleaning results, please clean the magnetic brush after each use.
- ✓ The two blades are interchangeable and easily replaceable.

4.ATTENTIONS

- ✓ Please read this user manual carefully before use and follow strictly in accordance with the manual.
- ✓ Please install and undo the blades carefully, also handling it well, because of the blade's edge.
- ✓ Please have caution with this very strong magnet, do not place your fingers between the two pads.
- ✓ Please keep the magnet cleaner away from children, due to strong magnetism.
- ✓ Please don't wear pacemakers and implanted heart defibrillators devices when you use the magnet cleaner.
- ✓ Please insert a hard tool in order to separate the two pads when they are together.
- ✓ Please make sure the magnet cleaner avoids high temperatures that may cause demagnetization.
- ✓ Please keep a distance with all magnet-prone items, scissor...etc.

5.PACKAGE INCLUDED

- 1*Magic brush
- 1*Flannel brush
- 1*Stainless steel blade
- 1*Plastic blade
- 1*User manual

6.WARRANTY

- 1).1-year free warranty.
- 2).1-month free return.
- 3).Free replacement for 3 months.

7.CONTACT INFORMATION

Company Name:Shenzhen Aiku Pet Technology Co., Ltd
Add:Room 501,No.20,Lane 1,Lishipai,Dafapu Community
Bantian Street, Longgang District, Shenzhen
Guangdong. 518000

E-mail: Support@petnannystore.com

Website: www.petnannystore.com

Thank you for choosing AQQA, making aquarium keeping easier one product at a time.

If you have any problems or suggestions for the magnet cleaner, please contact us by email before leaving feedback or opening a case, it will be the fastest way to solve your problem.

If you are satisfied with the magnet cleaner, please leave positive feedback for our product, in order to let more customers enjoy it. Thanks again!