

USER MANUAL

For model **w/o** Blind Spot Detection

Page01

For model **w/** Blind Spot Detection

Page02-03




TAIL LIGHTS

Model.: WJ2025-0668 WJ2025-0669



2020-2023 Jeep Gladiator JT

REQUIRED TOOLS




Installation Instructions

For model **w/o** Blind Spot Detection












8. Repeat the steps 2~7 for the other side.

For model w/ Blind Spot Detection



Notice: Before you take out the BLIS, please mark the left and right sides of the BLIS plug. During installation, Please pay attention to the installation direction of BLIS and the new taillight. To avoid errors in the subsequent installation steps that may result in non-use.





17. Repeat the steps 2~16 for the other side.