

# CableCreation USB to RS232 with FTDI Chipset User's Guide

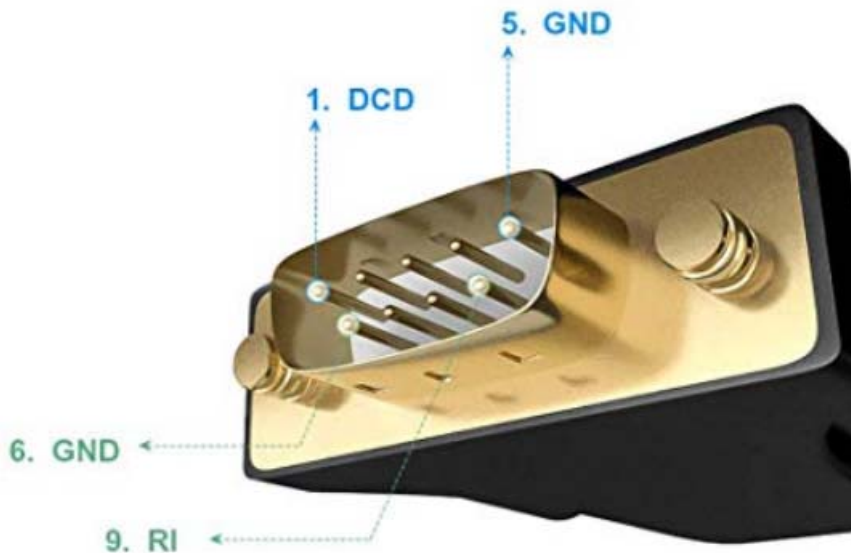
Dear Customer,

Thank you for choosing CableCreation.

For optimum performance, please kindly read the following user's tips:

**1: Before purchase this item, please check if your devices' serial ports match with our adapter as below:**

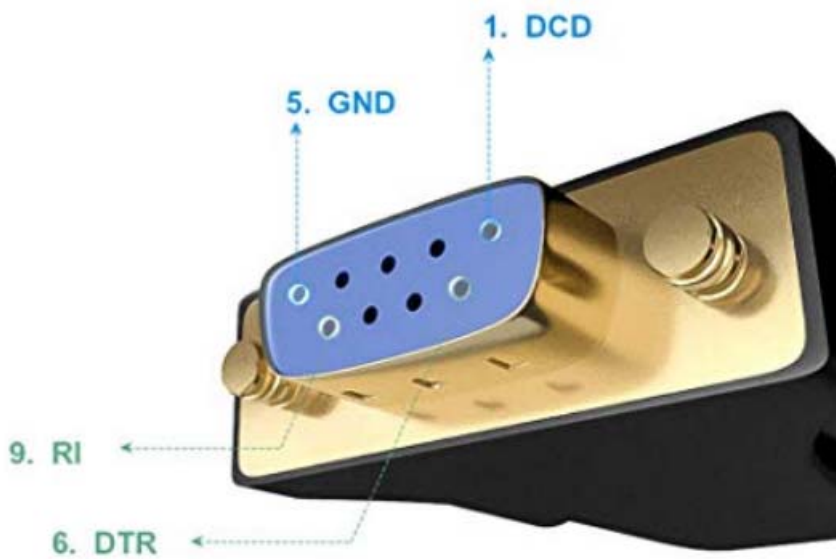
1.1 Our pin assignment of DB9 male port:



## DB9 male pin assignment

|        |        |        |        |        |
|--------|--------|--------|--------|--------|
| 1. DCD | 2. RXD | 3. TXD | 4. DTR | 5. GND |
| 6. GND | 7. RTS | 8. CTS | 9. RI  |        |

1.2 Our pin assignment of DB9 female port:



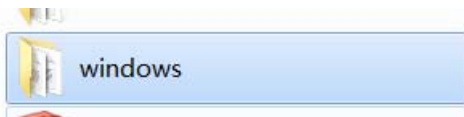
### DB 9 female assignment

|        |        |        |        |        |
|--------|--------|--------|--------|--------|
| 1. DCD | 2. TXD | 3. RXD | 4. DSR | 5. GND |
| 6. DTR | 7. CTS | 8. RTS | 9. RI  |        |

**2. When you start to use the serial adapter, please download the corresponding drivers:**

#### 2.1 For Windows XP/7/8/10

you could refer to the corresponding installation instruction to install the drivers correctly.



#### 2.2 For macOS



#### 2.4 For Linux

**Note:** can only support the following versions, if your device is not in the list, that means your device can work with our adapter.



#### 2.5 Other drivers file:



Win CE4.2-5.2



Win CE6.0&7.0



Windows CE 2013



Windows RT

**Note:** If you want to install or update drivers, you need to use the “Uninstall tool” to uninstall the previous drivers.



CDMUninstaller\_v1.4

Any further questions, kindly email us to [support@cablecreation.com](mailto:support@cablecreation.com), we are always right here for you !

CableCreation