

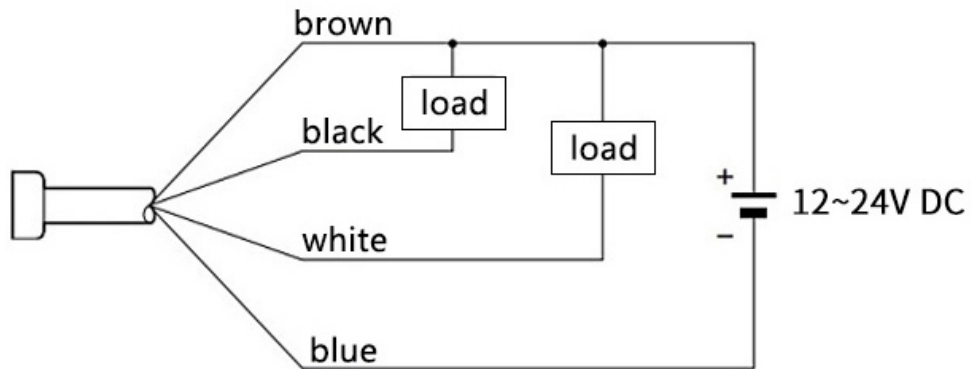
Photoelectric Switch EE-SX670-1 U-slot NPN Induction
Sensor with 1m PU Cable Detection Range 5mm SX671
SX672 SX674

NPN **EE-SX670-1**







Wiring Diagram

NPN is **negative voltage**
(normally 24V, 0V when turned on)



Output action


	wire color	output action
output 1	black	ON when light input
output 2	white	ON when shading

-  brown wire: connect the positive pole
-  blue wire: connect the negative pole
-  black wire: normally open output wire
-  white wire: normally closed wire

NPN EE-SX670-1



NPN EE-SX671-1



NPN EE-SX672-1



NPN EE-SX674-1



Detail Images
