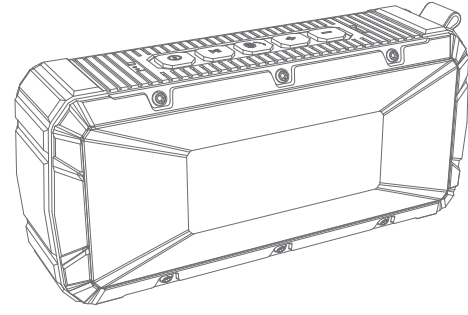


MAGNETIC WIRELESS GOLF SPEAKER

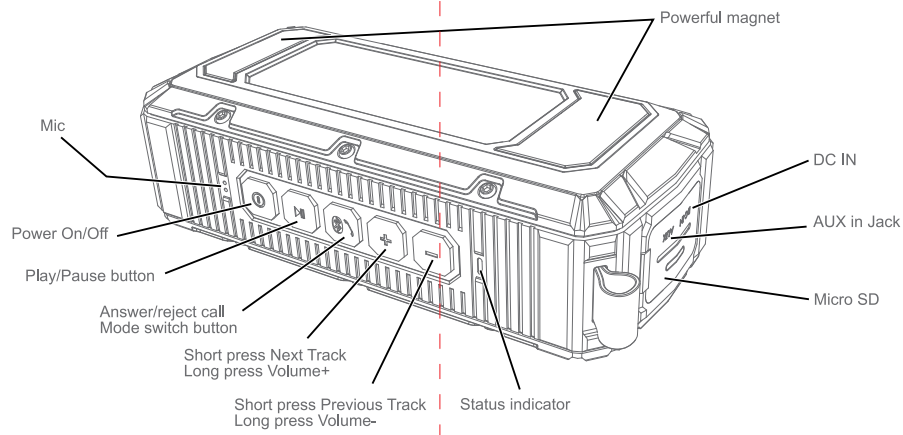


MANUAL

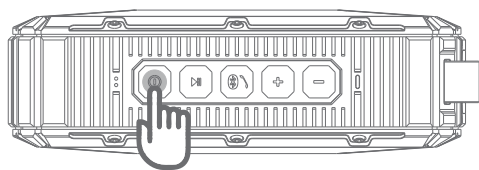
Model: dprofy V3M-*

Note: *It can be any letter, representing different version numbers.

INTRODUCTION >>>



HOW TO CONNECT >>>

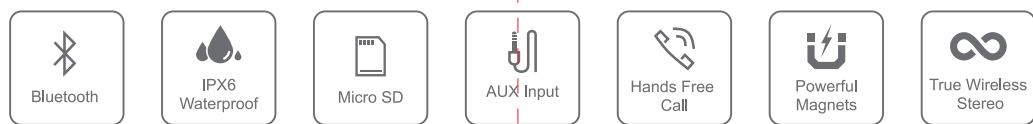


1 Long press the power on/off button and it will be in Bluetooth mode the Blue indicator flashes



2 Connect to your device
Setting>Bluetooth>Choose device
>dprofy V3M-*
Connected successful
Blue indicator steadily on

FUNCTIONS >>>



Note:
1. Short press the Mode switch button, you can switch between Bluetooth playing/Micro SD playing/Aux cable playing.
2. If the device is dead, please long press the POWER ON button at least 8 seconds to reset.
3. Answer/reject call button, short press for answering, long press for rejecting.
4. Support Micro SD card max 32Gb.

IPX6: No harm for 3-5 minutes water flushing, but don't soak!

TWS PAIRING >>>

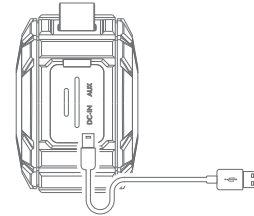
TWS :True Wireless Stereo

Through bluetooth connected,same 2 speakers will automatic identify opposite,left and right channels will automatic switch,and combine into stereo. 1 plus 1 combine to use,double sound effect.(2 speakers connected 1 mobile phone at the same time,play music synchronously.)

- After the two speakers are turned on , the speakers will enter in bluetooth mode(the indicator light flashes). Long press (M) button of any speaker , the speakers will enter in bluetooth pairing mode ;When the prompt tone"Di Di"sounded (it is the main speaker), the speaker will automatically search for another speaker.
- Speakers will be in TWS mode when you hear prompt tone(the main speaker),which means pairing successfully between 2 speakers. The blue indicator of main speaker is flashes,and blue indicator of auxiliary speaker is keeps on. (The main speaker as left channel,and the auxiliary speaker as right channel.)
- After pairing successfully between 2 speakers,the volume of main speaker and auxiliary speaker is synchronous. The button of main speaker and auxiliary speaker can control next/last track and pause on TWS mode.
- Open the bluetooth of mobile,search and connect the main speaker,the blue indicator of main speaker will keeps on after connected successfully.

Note: The above is the manual pairing version connection method, the automatic pairing version does not need to be connected, and the two speakers are automatically paired after they are turned on.

OTHER >>>



Charging
Using a USB cable to connect to a computer or buy USB charger separately.

Blue indicator flashes	Status of waiting for connecting
Blue indicator remains steadily on	Connected to Bluetooth® source or connected to aux-in devices
Low power indicator flashes	Battery voltage lower than 3.3V , Red light flashes means your speaker needs to be charged
Red charging indicator light	Red indicator is on when charging , and off when fully charged.

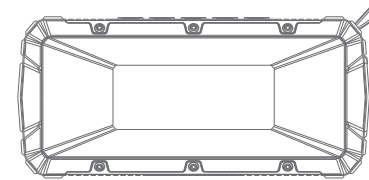
Note: Your speaker will power off automatically within 15 minutes if you did not pair it with playback devices in order to save energy.

SPECIFICATIONS >>>

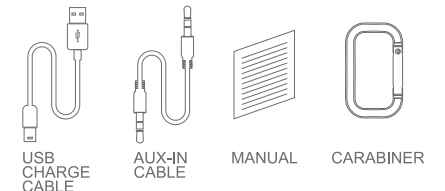
Bluetooth version:	5.0
Driver spec:	Φ40mm 4Ω/5W
Size:	L149.5*W47*H68.6 mm
Net weight:	330g
RMS:	3W x 2
Frequency response:	80HZ - 18KHZ
Sensitivity:	70db
S/N ratio:	≥70db
Distortion:	≤0.1% @1W
Working distance:	about 33 feet
Transmission Power:	Class2 Class2, 4dbm

Bluetooth profiles:	A2DP, AVRCP, HFP
Frequency range:	2.400—2.480GHz
Working current:	≤600mA
Working voltage:	3.7V
Charging voltage:	DC 5V
Charging current:	500mA
Battery capacity:	2200mAh
Charging time:	about 4-5h
Playtime at full volume	about 6-7H
Playtime at 60% volume	about 20H

CONTAIN >>>



dprofy V3M

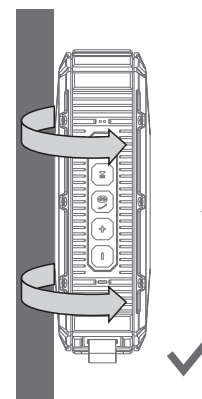


WARRANTY POLICY >>>

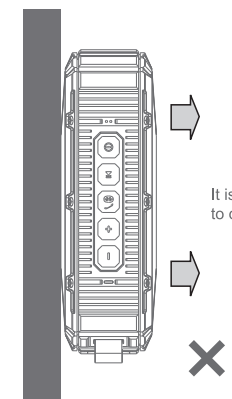
Your Bluetooth speaker is covered by a limited warranty. It is backed by 1 year performance warranty against any manufacturing defects in material or workmanship from the date of original purchase. This warranty entitles the purchaser to get the product repaired or replaced under the following conditions:

- The warranty applies to the original purchaser. Proof of original purchase is required
- The warranty does not cover the damage caused by misuse, abuse or improper storage.
- In no event shall Gsou be responsible for any direct, incidental, consequential or other damages of any kind.

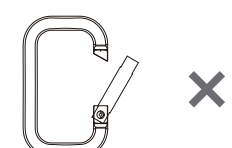
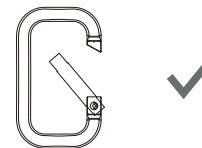
WARNING >>>



It is recommended to pick up from the side



It is not recommended to directly remove it vertically



The company reserves the right to the product modification for appearance and function, which is subject to change without prior notice.