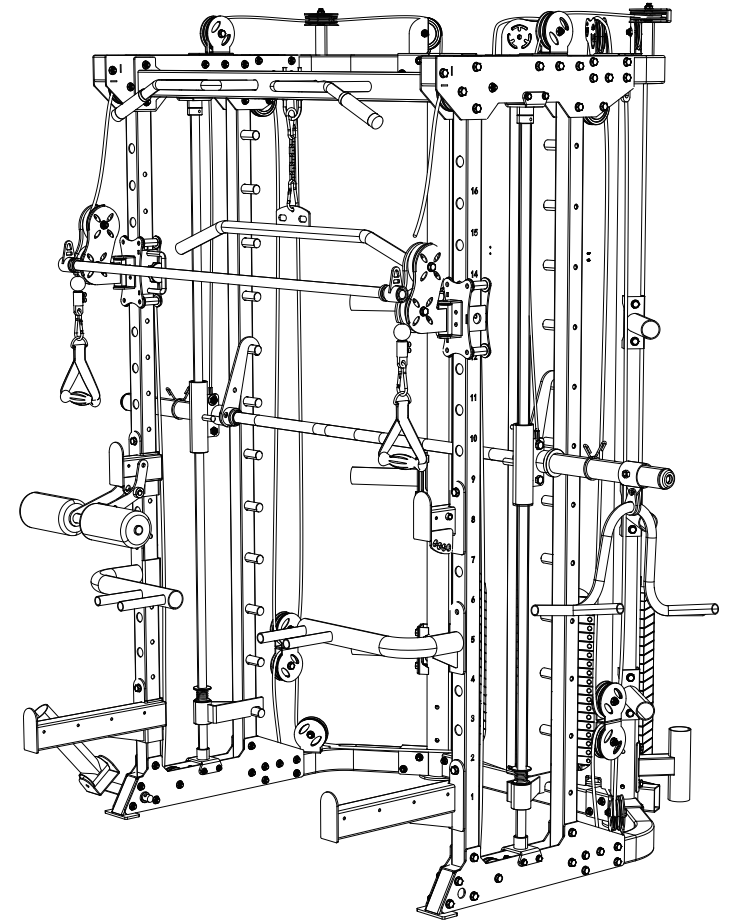




MAJOR
LUTIE FITNESS

MULTI-FUNCTIONAL SMITH MACHINE WITH CABLE MACHINE



Website:
kjbfitness.com.au
major-lutie.com

Cautions

Security precautions

To ensure your safety, please read the following notes before using this product read study and understand the instructions and all warning labels before use.

1. It is recommended to be familiar with the regular operation and usage of the apparatus before using this product. Relevant information is available on these instruction sheets well as at local retailers.
2. Be sure to keep this specification and ensure that all warning labels are clear and complete.
3. This product is recommended for installation by more than two people.
4. Ask a doctor for advice before you start exercising.
5. Please keep your hands, limbs, and clothes stretch so that you can fully and safely use.
6. Note any possible signs of mechanical occurrence, including party wear, hardware loosening, and welding cracks. If any of the above symptoms, immediately stop using this device and contact our after-sales service department. You can use a wrench to complete the assembly.
7. The user of this product shall not exceed 330 lbs.

Best after-sale service:








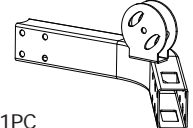
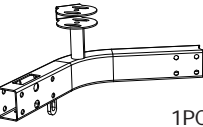
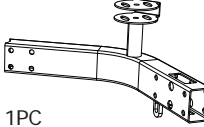

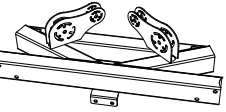
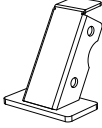
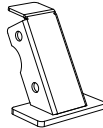
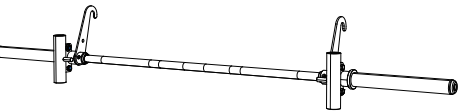
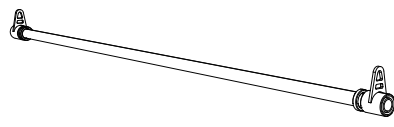
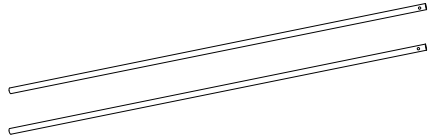
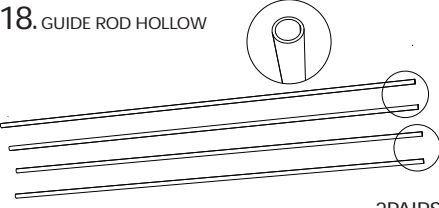
MAJOR LUTIE is a professional home gym equipment manufacturer and Amazon seller. We are committed to providing efficient and customer-satisfied after-sale service for you.

If you have any questions about this power cage, you can contact us first, and we will provide the best solution for you we provide the accessories replacement service, shipping label service, Install Q&A service, etc

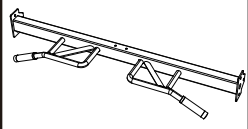
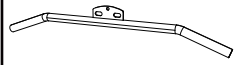
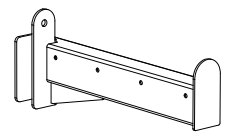
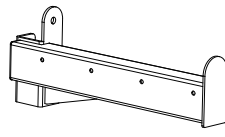
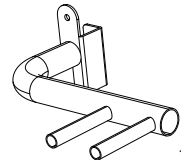
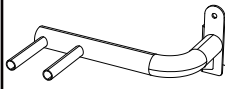



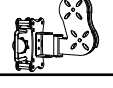
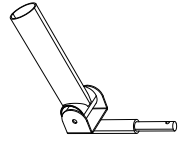
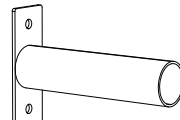
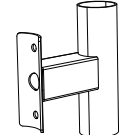
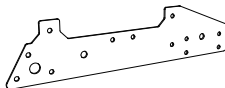
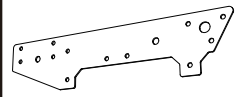

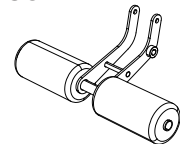
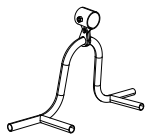
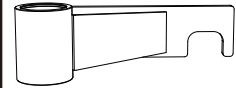
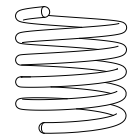
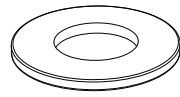

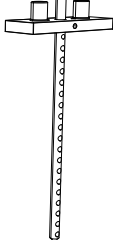
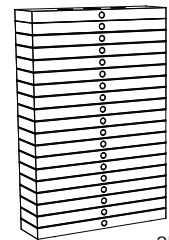
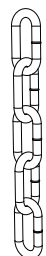


Our after-sale email address: after-sale@major-lutie.com

MAJOR LUTIE

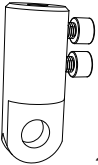
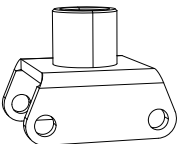
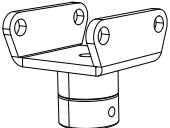
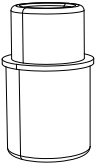
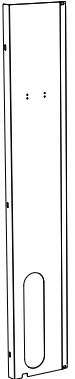

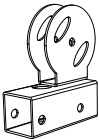
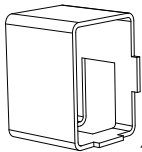

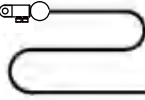

PARTS LIST

1. TUBE WITH HOLE LEFT  1PC	2. TUBE WITH HOLE RIGHT  1PC	3. LEFT FRONT PILLAR  1PC	4. RIGHT FRONT PILLAR  1PC
5. UPRIGHT FRAME LEFT  1PC	6. UPRIGHT FRAME RIGHT  1PC	7. BENDING TUBE LEFT  1PC	8. BENDING TUBE RIGHT  1PC
		9. UPPER BENDING TUBE LEFT  1PC	10. UPPER BENDING TUBE RIGHT  1PC
11. CONNECTION TUBE  1PC	12. UPPER CONNECTION TUBE  1PC	13. FOOT TUBE COVER LEFT  1PC	14. FOOT TUBE COVER RIGHT  1PC
15. BARBELL BAR  1PC		16. HAND BELT  1PC	
17. GUIDE ROD  1PAIRS		18. GUIDE ROD HOLLOW  2PAIRS	



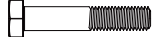
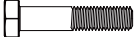
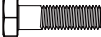





PARTS LIST

19. CHIN UP BAR  1PC	20. SHIP ROD  1PC	21. BARBELL ROD HOLDER LEFT  1PC	22. BARBELL ROD HOLDER RIGHT  1PC
23. DIP BAR LEFT  1PC	24. DIP BAR RIGHT  1PC	25. BARBELL ROD HOLDER SHORT LEFT  1PC	27. PULLEY SLIDING SLEEVE LEFT  1PC
		26. BARBELL ROD HOLDER SHORT RIGHT  1PC	28. PULLEY SLIDING SLEEVE RIGHT  1PC
29. CORE TRAINER  1PC	30. BARBELL PLATE HOLDER  6PCS	31. BARBELL ROD CUP  2PCS	32. LOWER PLATE  4PCS
33. UPPER PLATE  4PCS	34. UPRIGHT TUBE  24PCS	35. LONG BAR  1PC	36. T SHAPE PIN  1PC
37. SAFETY HOOK  2PCS	38. SCREW  2PCS	39. RUBBER PAD  2PCS	40. PULL LIFT DEVICE  2PCS
41. SELECTOR ROD  2PCS	42. WEIGHT STACK  2PCS	43. CHAIN  1PC	44. BARBELL ROD RING  2PCS
			45. CLIP  4PCS

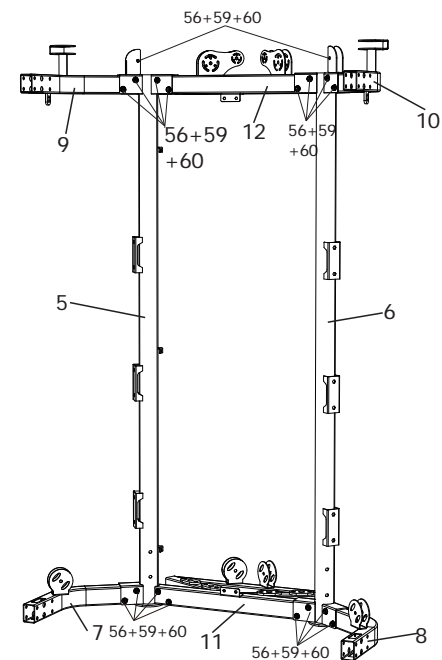
PARTS LIST

46. LOCK  2PCS	47. LOWER BASE  2PCS	48. LOCK SLEEVE  2PCS	49. RUBBER PAD  4PCS
50. CONNECTION STRAP  2PCS	51. HOOK  4PCS	52. PULLEY FRAME TUBE  2PCS	53. END TUBE  2PCS
CABLE A.  2PCS		CABLE B.  2PCS	
CABLE C.  2PCS			

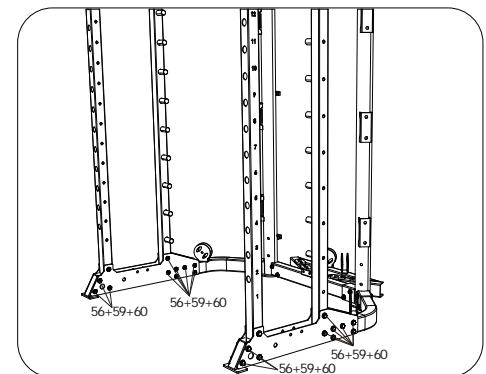
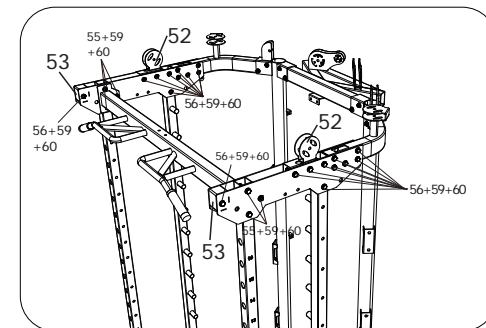
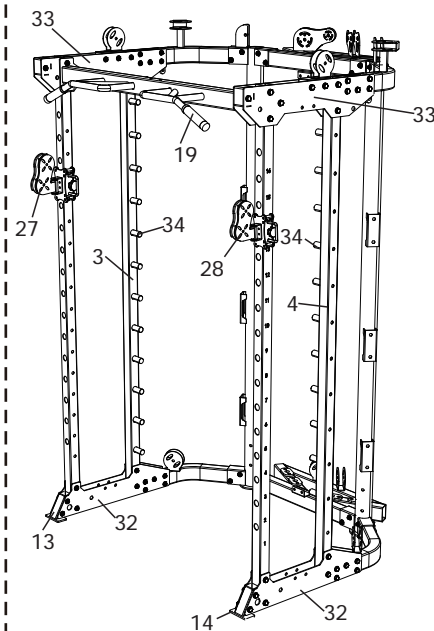
HARDWARE LIST

Note: Pulleys and screws are pre-installed on fittings		53. BOLT(M10*100)  4PCS	
54. BOLT(M10*90)  8PCS	55. BOLT(M10*80)  12PCS	56. BOLT(M10*75)  54PCS	57. BOLT(M10*25)  14PCS
58. BOLT(M8*25)  12PCS	59. WASHER(M10)  184PCS	60. WASHER(M10)  92PCS	61. WASHER(M8)  24PCS
62. WASHER(M8)  12PCS			

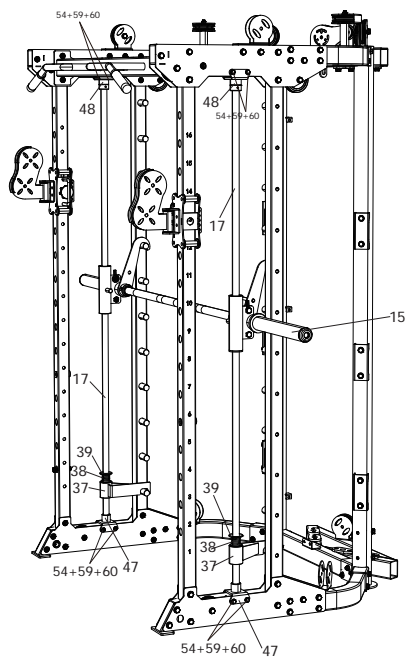
STEP1.



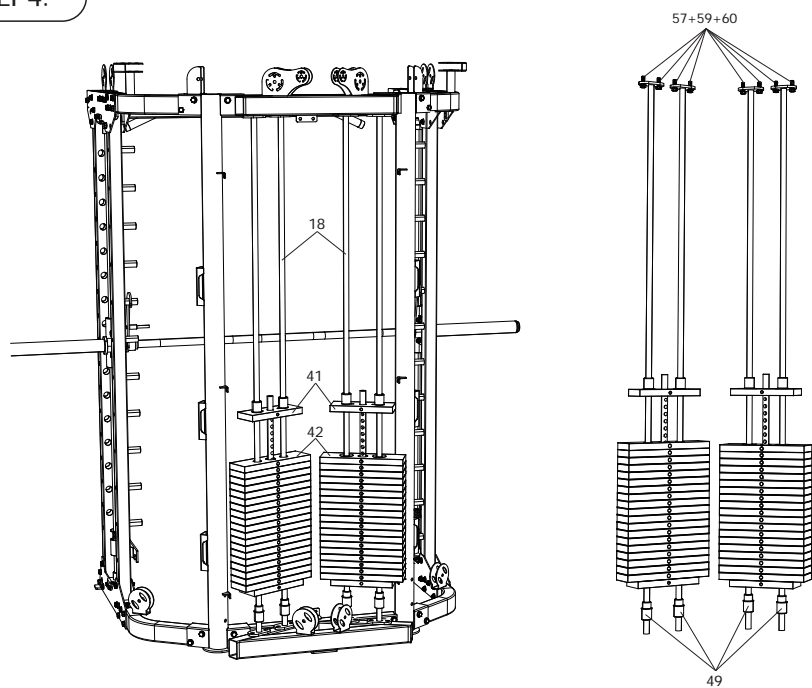
STEP2.



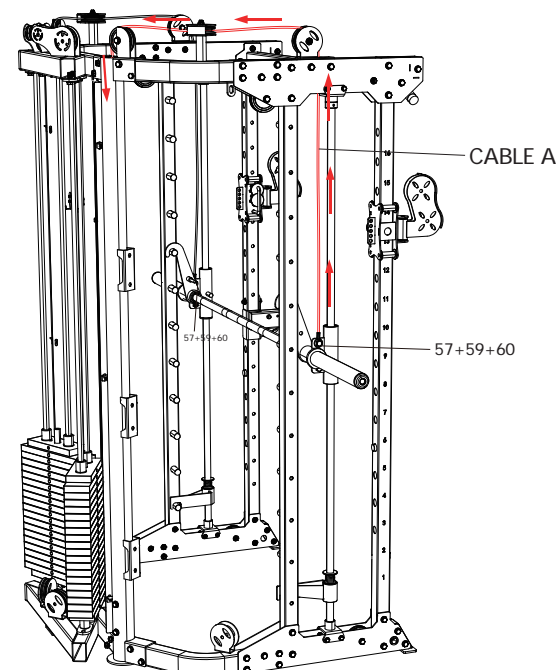
STEP3.



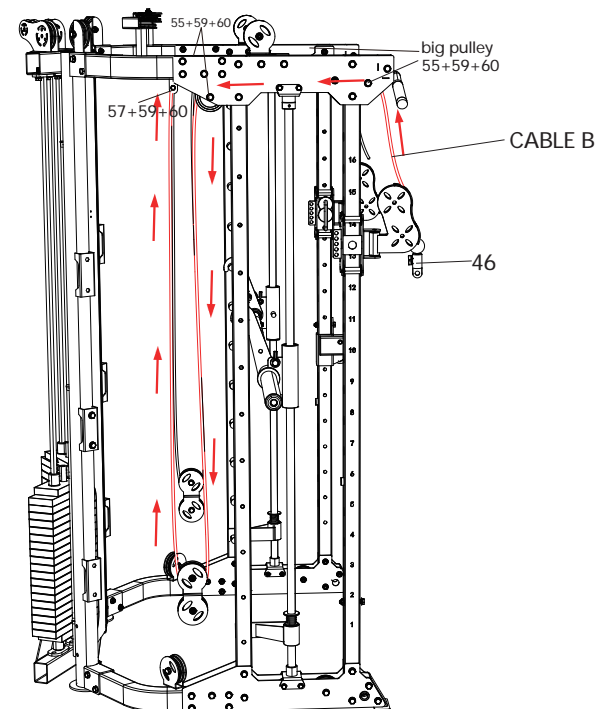
STEP4.



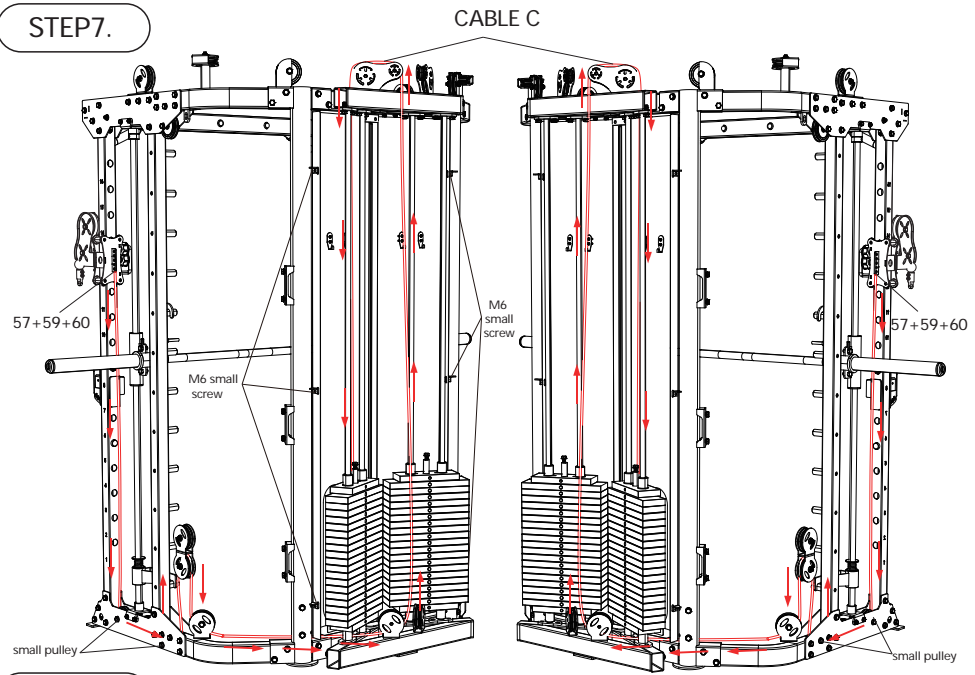
STEP5.



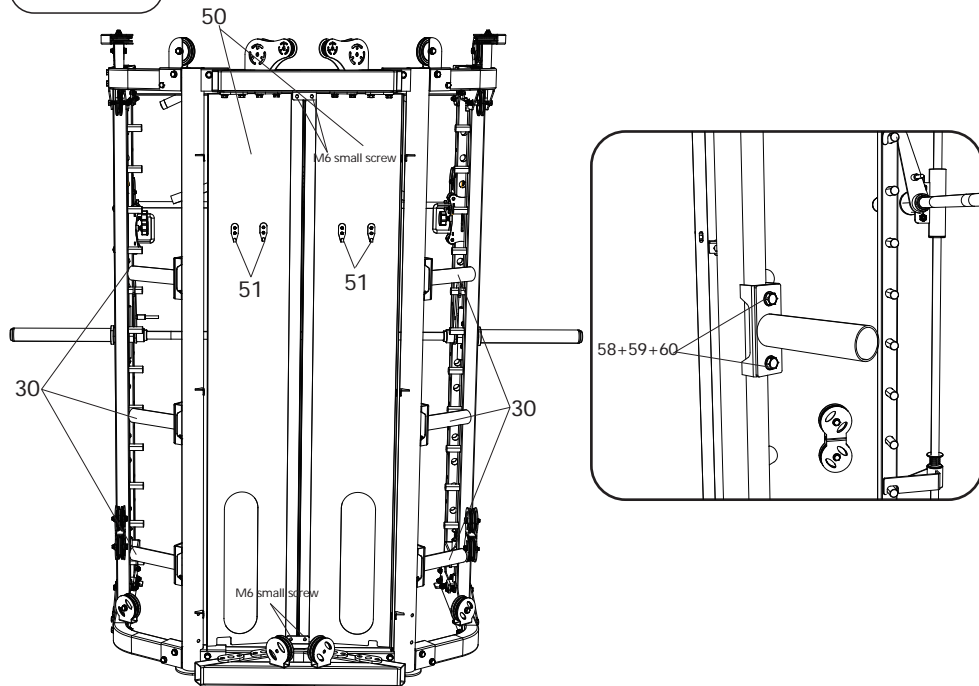
STEP6.



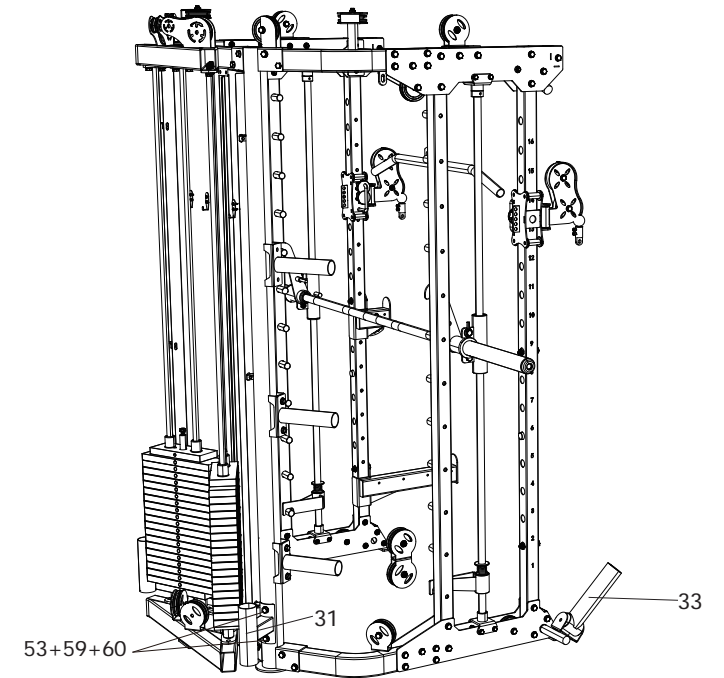
STEP7.



STEP8.



STEP9.



STEP10.

