

# HAND MASSAGER



## User Manual

EHM018

\* Please read the instruction carefully before use.

### Product Overview

Thank you for choosing our products to meet your health care needs. Easy@Home deeply involves in the electric massagers products and provides a wealth of various massagers. Easy@Home always upholds the principle of customer experience first. All of our products are tested to ensure safety and reliability before being marketed.

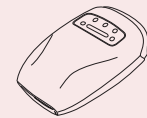
The Easy@Home EHM018 Hand Massager is an effective, safe, and easy to use device which is able to relieve the pain and soreness of hands causing by overwork.

### Features

1. Intelligent pressure with soothing heating function
2. Three massage modes to choose (Refresh, Health Care, and Relax)
3. Each massage mode with 3 intensity levels
4. Built-in rechargeable Lithium battery
5. Button control panel

### Contents

- Hand Massager\*1
- Charging Cable\*1
- User Manual\*1



Hand Massager



Charging Cable

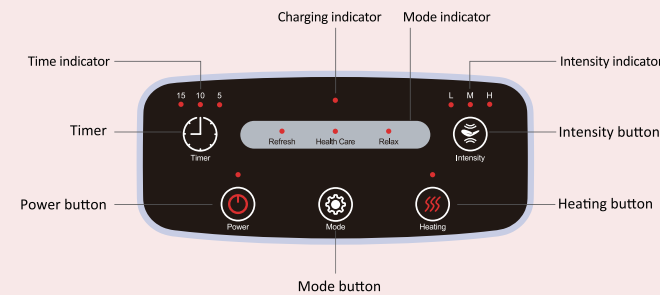


User Manual

### Preparation before use

1. Check whether the products and accessories are in good condition. Do not use them if they are damaged.
2. Check whether the battery is sufficient. If the battery is low, please charge it before using.

### Button control panel



- Power button**  
 Press the power button to turn on the device and press again to turn off the device. The default mode is Refresh, low intensity, and no heating.
- Timer button**  
 The default timer is 15 minutes to automatically turn off. Press to set the timer for 5/10/15 minutes. Press again to switch massaging time.
- Heating button**  
 Press to turn on/off the heating function.

- Intensity button**  
 Press to set the massage intensity at Low, Medium, or High Level. The intensity indicator will light on.

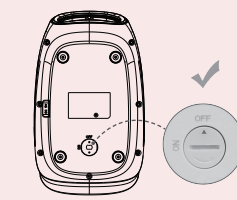
- Mode button**  
 Press to change the massage mode, and the mode indicator will light on.  
 Refresh Mode: massage the hand back and wrist in equably.  
 Health Care Mode: mainly massage the hand back  
 Relax Mode: mainly massage the wrist

### Start to massage

1. Take off jewelry from your hands and place your palm facing down into the machine;
2. Touch the power button and hold for 2s. The machine will start to massage automatically.

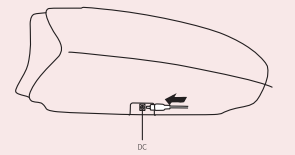
**Attention:** To ensure security, you had better not use the massager when it is in charging.

### Note: Air Release Valve Instructions



1. The air release valve default mode is OFF to ensure that the air bags can be inflated and offer air compression.
2. Air release valve is only for emergency use. If your hand is gotten stuck in the machine resulting from the air release valve malfunction, turn to "ON" to quickly deflate the air bags.
3. If the air bags fail to inflate, please check the valve and make sure it's OFF.

### Battery Charging



1. **Low battery:** When the product power is low, all indicator lights on control panel blink except charging indicator, and the machine will shut down automatically.
  2. Insert the power cord into the machine DC interface.
  3. **In charging:** Connect the power cord, and the charging indicator lights up red.
  4. **Fully charged:** When the battery is fully charged, the power indicator will switch to green.
- ※ It is normal for the machine and the power adapter to heat up a bit during charging.

### Charging time

1. Fully charged time is 3-4 hours.
2. After fully charged, it can offer the use of 6 times, 15 minutes each time. (There will be differences due to the different massage strength)

**Note:** Unplug the charging cable from the machine as soon as the charging is finished.

### Cleaning

1. Always unplug the charging cable before cleaning.
2. Wait for the product to cool down before cleaning.
3. Dampen a cloth in water or a 3%-5% mild detergent solution.
4. Wipe the dirty areas with the wet cloth. Do not use sharp brush, sharp tool, gasoline and diesel to clean it.
5. Do not use wet cloth to clean the control panel to avoid machine failure.
6. Never immerse any part of the unit in liquid.
7. Wait for the unit fully dry before using.

### Maintenance

1. Please store in a box and keep in a safe, dry and cool place.
2. Do not keep it at any place with high temperature, near fire or direct sunlight, or it may be damaged.
3. Keep it away from benzene, diluent or any other corrosive liquid.
4. Service life: 300 hours.

### Warranty

This product includes a 1-year warranty after the date of original purchase, against defects due to faulty manufacturing or materials. The warranty does not cover appearance abrasion caused by wear and tear or damage caused by accident, misuse, or negligence or theft. Please note, any attempt to open or take apart the device will void the warranty.

### Product Information

Product name	Hand Massager
Product model	EHM018
Rated voltage	5V
Rated power	10W
Battery capacity	2600mAH
Regular time	15min
Product weight	0.84kg

### Attention

- To avoid straining your muscles too much, we recommend not to exceed a continuous massage of 15 minutes per time and not exceed 2 times use one day.
- Keep out of reach of children.

### Battery Disposal Warning:

The unit contains a Lithium-ion battery. Please dispose the product according to your local recycling center requirement.

- **If you suffer from any of the medical conditions listed below, consult with a doctor before using this relaxation massage device.**

### • If you:

1. Feel skin damage, redness, inflammation, congestion and other uncomfortable symptoms.
2. With heart disease or recorded, acute diseases, skin diseases, malignant tumors, or any other unhealthiness

3. With blood diseases such as bleeding tendency, osteoporosis, soft tissue diseases or stroke.
4. Have slow movement, physical and mental dysfunction or intellectual disability.

- **The packaging material supplied should not be used as a toy.**
- **Failure to observe the above instructions may constitute misuse of the product and can cause serious injury or burns.**

### Safety Warnings or Precautions



**READ ALL INSTRUCTIONS BEFORE USE. SAVE THESE INSTRUCTIONS FOR FUTURE REFERENCE.**

- Always unplug the appliance from the electrical outlet immediately before cleaning.
- This item is NOT A TOY. Supervision is necessary when this appliance is used by, on, or near children or disabled persons.
- This appliance should never be unattended when plugged in.
- Any possible repairs should only be carried out by authorized expert staff. Improper use and unauthorized repairs are not permitted and will lead to loss of warranty.
- Never touch the power plug nor operate the product with wet hands.
- Keep the product away from water, fire, high temperature, direct sunlight and corrosive environment.
- Do not use any damaged cables, plugs or loose sockets.
- Do not use if you have skin disorders, open wounds, or swollen or inflamed areas.
- Misuse or incorrect use excludes any liability for damage.
- Do not use this product while driving.
- Do not use the product if you are drunk.
- Do not use this product for medical treatment.

- Please remove ornaments or objects that may affect before massaging.
- Do not use in the bathroom or other humid environment.
- Please comply with the safety regulations when using in the specific environment.
- Please do not use on the surgical site of your body.
- Please stop using if you feel uncomfortable during use.
- Do not use massagers during pregnancy or period.
- It is prohibited for children under 6 years old, children 6-12 years old must be used under the guidance and care of parents or persons with supervisory ability.
- Do not use sharp objects to scratch or stab the product.
- As household electronic healthcare product, not as a medical device, and not suitable for diagnosis, treatment and other commercial purposes.
- Please use the charging equipment offered by the seller to charge the product, and please be careful from electricity.
- If there is any abnormal phenomenon during use, please cut off the power immediately. Do not disassemble or repair by yourself.
- This product has heating function and it would be hot on surface. People who are sensitive to heat must pay attention when using it.

### FCC Information

This device complies with part 15 of the FCC Rules. Operation is subject to the following two conditions: (1) This device may not cause harmful interference, and (2) this device must accept any interference received, including interference that may cause undesired operation.

The limits for a Class B digital device are designed to provide reasonable protection against harmful interference in residential settings. This product generates, uses and can radiate radio frequency energy, and, if not operated in accordance with the instructions, may cause harmful interference to radio communications. The user is cautioned that changes or modifications not expressly approved by the party responsible for compliance could void the user's authority to operate the equipment.

### Troubleshooting

Trouble	Reason/Solution
Can not start the massager	Battery Low, please charge it before using
The massager stops abnormally	Battery runs out of power, charge the battery; Self-timed 5/10/15 mins is out, restart the product
Massager has slight noise	It is normal working noise of the internal mechanism
Airbag fails in compression or inflation	Check if the valve switch on the back of the hand massager is turned OFF

### Symbols Interpretation

	Batch code		Keep away from sunlight
	Refer to instruction manual		Type BF applied part
	Caution		Direct current
	Manufacturing date		

Healthcare-Manager.com

Questions or Comments?

Please call toll-free:

1-855-822-6999 M-F 9 a.m.-5 p.m. CST

E-mail: service@healthcare-manager.com

Manufactured for:

Easy Healthcare Corporation  
360 Shore Dr., Unit B. Burr Ridge, IL USA 60527  
Made in China