

# Taurus Series Multimedia Player



**T6 Specifications**

## Change History

Document Version	Release Date	Description
V1.7.0	2021-06-18	Updated internal storage size.

## Introduction

The T6 is the second generation of multimedia player launched by NovaStar for full-color LED displays. This multimedia player integrates playback and sending capabilities, allowing for solution publishing and screen control via various user terminal devices such as PC, mobile phones and tablets. The T6 also supports the cloud publishing and monitoring platforms to easily enable cross-regional cluster management of screens.

The T6 can synchronize playback across multiple screens. Multiple security measures like terminal authentication and playback verification are used to protect playback. Ethernet port and network redundancy mechanisms are used to ensure long-term and stable playback.

Thanks to its security and stability, ease of use, smart control, etc., the T6 widely applies to commercial display and smart cities such as lamp-post displays, chain store displays, advertisement players, mirror displays, retail store displays, door head displays, vehicle-mounted displays, and displays without requiring a PC.


## Features

- Loading capacity up to 1,300,000 pixels with a maximum width of 4096 pixels and a maximum height of 1920 pixels
- 4x Gigabit Ethernet outputs with two serving as the main and the other two as the backup by default
- 1x Stereo audio output
- 1x HDMI 1.3 output, allowing for HDMI Loop
- 1x HDMI 1.3 input, accepting HDMI input and allowing content to auto fit to screen
- 2x USB 2.0, capable of playing solutions imported from a USB drive
- On-board brightness sensor connector, allowing for automatic and scheduled smart brightness adjustment
- Synchronous playback across multiple screens
- Powerful processing capacity
  - 8 core 1.5 GHz processor
  - Hardware decoding and playback of H.265 4K HD videos
  - Hardware decoding of 1080p kvideos
  - 2 GB of RAM
  - 32 GB of internal storage (28 GB available)
- All-round control plans
  - Solution publishing and screen control via user terminal devices such as PC, mobile phones and tablets
  - Remote cluster solution publishing and screen control
  - Remote cluster screen status monitoring
- Synchronous and asynchronous modes
  - When the internal video source is used, the T6 works in asynchronous mode.
  - When the HDMI video source is used, the T6 works in synchronous mode.
- Dual Wi-Fi modes
 


Comes with a permanent built-in Wi-Fi AP and supports Wi-Fi Sta.

  - Wi-Fi AP
 


User terminal devices can connect to the built-in Wi-Fi hotspot of the T6. The default SSID is “AP+*Last 8 digits of SN*” and the default password is “12345678”.


  - Wi-Fi Sta
 

The T6 and user terminal devices are connected to the Wi-Fi hotspot of a router.


  - Wi-Fi AP+Sta
 

Users can access the T6 directly and access the Internet by bridging.



- Support for 4G Modules
 

The T6 ships without a 4G module. Users have to purchase 4G modules separately if needed.
- Redundancy

- Network redundancy: The T6 connects to the Internet via wired network, Wi-Fi Sta or 4G network according to the priority, making the network connection more stable.
- Ethernet port redundancy: Two main Ethernet ports and two backup Ethernet ports are used for output. This redundancy mechanism increases transmission reliability.

## Appearance

### Top View and Bottom View



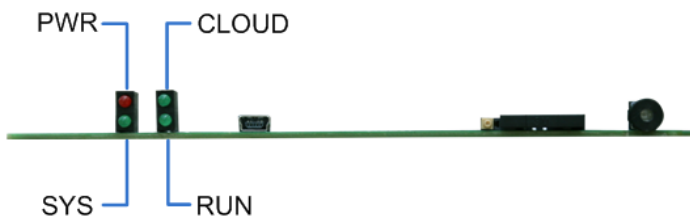
Note: All product pictures shown in this document are for illustration purpose only. Actual product may vary.

Table 1-1 T6 connectors and buttons

Name	Description
WiFi-STA	Wi-Fi antenna connector
WiFi-AP	Wi-Fi antenna connector
SWITCH	Dual-mode switching button <ul style="list-style-type: none"> <li>• Staying on: Synchronous mode</li> <li>• Off: Asynchronous mode</li> </ul>
ETHERNET	Connects to the network or control PC.
USB	2x USB 2.0 Imports solutions from a USB drive for playback Only the FAT32 file system is supported and the maximum size of a single file is 4 GB.
HDMI IN	1x HDMI 1.3 Video input connector in synchronous mode Content can be scaled and displayed to fit the screen size automatically in synchronous mode. Requirements of full screen zoom in synchronous mode: <ul style="list-style-type: none"> <li>• 64 pixels ≤ Video source width ≤ 2048 pixels</li> <li>• Allows images to be zoomed in only</li> </ul>
HDMI OUT	1x HDMI 1.3

Name	Description
	HDMI 1.3 output, allowing for HDMI Loop
AUDIO OUT	Audio output
RESET	Factory reset button Press and hold this button for 5 seconds to reset the product to its factory settings.
1	Ethernet output 1
2	Ethernet output 2
BACKUP1	Backup Ethernet output 1
BACKUP2	Backup Ethernet output 2

Side View



Note: All product pictures shown in this document are for illustration purpose only. Actual product may vary.

Table 1-2 T6 indicators

Name	Color	Status	Description
PWR	Red	Staying on	The power supply is working properly.
SYS	Green	Flashing once every 2 seconds	The Taurus is functioning normally.
		Flashing once every second	The Taurus is installing the upgrade package.
		Flashing once every 0.5 second	The Taurus is downloading data from the Internet or copying the upgrade package.
		Staying on/off	The Taurus is abnormal.
CLOUD	Green	Staying on	The Taurus is connected to the Internet and the connection is available.
		Flashing once every 2 seconds	The Taurus is connected to VNNOX and the connection is available.
RUN	Green	Flashing once every second	No video signal
		Flashing once every 0.5 second	The FPGA is functioning normally.
		Staying on/off	The FPGA is abnormal.

## Applications

The Taurus series products widely apply to commercial display, such as lamp-post displays, chain store displays, advertisement players, mirror displays, retail store displays, door head displays, vehicle-mounted displays, and displays without requiring a PC.

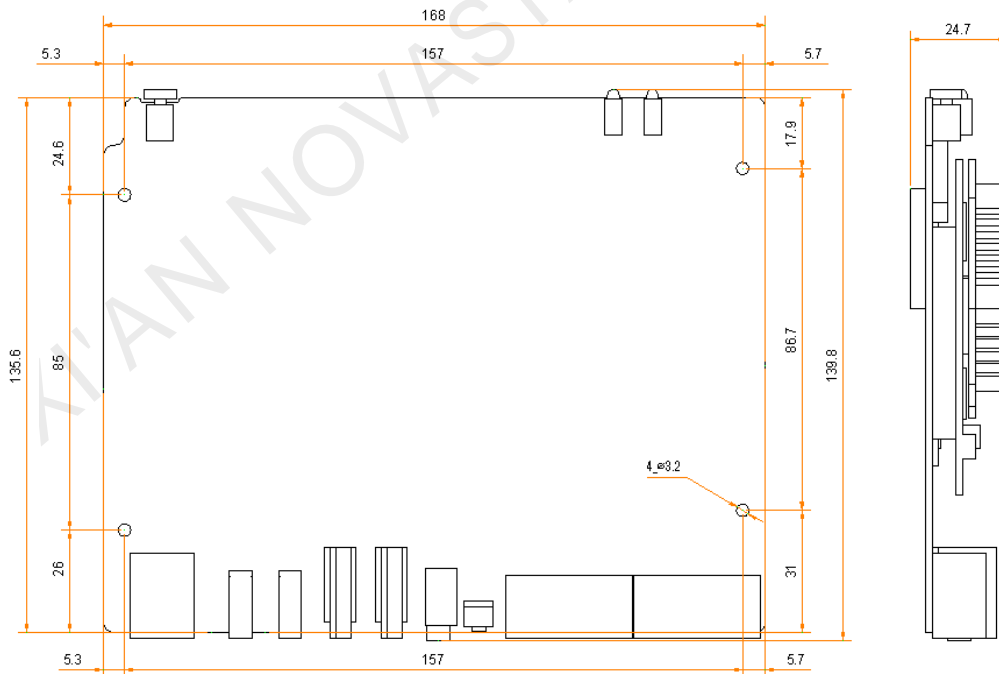
Table 1-3 lists the application scenarios of the Taurus.

Table 1-3 Applications

Category	Description
Market type	<ul style="list-style-type: none"> <li>Advertising media: Used for advertisement and information promotion, such as lamp-post displays and advertisement players.</li> <li>Digital signage: Used for digital signage displays in retail stores, such as retail store displays and door head displays.</li> <li>Commercial display: Used for the display of business information of hotels, cinemas, shopping malls, etc., such as chain store displays.</li> </ul>
Networking method	<ul style="list-style-type: none"> <li>Independent screen: Connect to and manage a screen by using a PC or mobile client software.</li> <li>Screen cluster: Manage and monitoring multiple screens in a centralized manner by using the cluster solutions of NovaStar.</li> </ul>
Connection method	<ul style="list-style-type: none"> <li>Wired connection: The PC and Taurus are connected via Ethernet cable or LAN.</li> <li>Wi-Fi connection: The PC, tablet and mobile phone are connected to the Taurus via Wi-Fi. Working with ViPlex, the Taurus can apply to the scenarios where no PC is required.</li> </ul>

## Dimensions

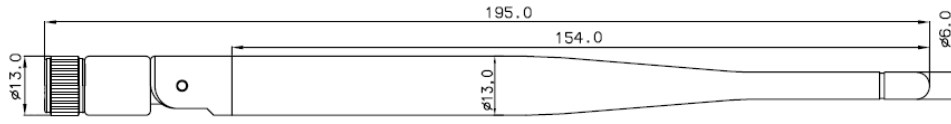
### T6



Note: The product dimension drawings cannot be used as references to make molds or trepan mounting holes. Please ask the business personnel of NovaStar for the structural drawings if needed.


Tolerance:  $\pm 0.1$  Unit: mm

## Antenna



Tolerance:  $\pm 0.1$  Unit: mm

## Antenna Extension Mast



Tolerance:  $\pm 0.1$  Unit: mm

## Specifications

Electrical Parameters	Input voltage	DC 5 V~12V
	Maximum power consumption	18 W
Storage Capacity	RAM	2 GB
	Internal storage	32 GB (28 GB available)
Storage Environment	Temperature	-40°C to +80°C
	Humidity	0% RH to 80% RH, non-condensing
Operating Environment	Temperature	-20°C to +60°C
	Humidity	0% RH to 80% RH, non-condensing
Packing Information	Dimensions (LxWxH)	200 mm x 120 mm x 40 mm
	List	<ul style="list-style-type: none"> <li>• 1x T6</li> <li>• 2x Wi-Fi omnidirectional antennas</li> <li>• 2x IPex to SMA extension cables</li> <li>• 1x Quick Start Guide</li> </ul>
Dimensions (LxWxH)	168.0 mm x 139.8 mm x 24.7 mm	
Net Weight	212.7 g	
IP Rating	IP20 Please prevent the product from water intrusion and do not wet or wash the product.	
Certifications	CE, FCC SDoC, FCC ID, HDMI CTS Note: If the product does not have the relevant certifications required by the countries or regions where it is to be sold, please apply for the certifications yourself or contact NovaStar to apply for them.	
System Software	<ul style="list-style-type: none"> <li>• Android operating system software</li> <li>• Android terminal application software</li> <li>• FPGA program</li> </ul> Note: Third-party applications are not supported.	



## Audio and Video Decoder Specifications

### Image

Category	Codec	Supported Image Size	Container	Remarks
JPEG	JFIF file format 1.02	48x48 pixels~8176x8176 pixels	JPG, JPEG	No support for non-interlaced scan Support for SRGB JPEG Support for Adobe RGB JPEG
BMP	BMP	No Restriction	BMP	N/A
GIF	GIF	No Restriction	GIF	N/A
PNG	PNG	No Restriction	PNG	N/A
WEBP	WEBP	No Restriction	WEBP	N/A

### Audio

Category	Codec	Channel	Bit Rate	Sampling Rate	File Format	Remarks
MPEG	MPEG1/2/2.5 Audio Layer1/2/3	2	8Kbps~320Kbps , CBR and VBR	8KHz~48KHz	MP1, MP2, MP3	N/A
Windows Media Audio	WMA Version 4/4.1/7/8/9, wmapro	2	8Kbps~320Kbps	8KHz~48KHz	WMA	No support for WMA Pro, lossless and MBR
WAV	MS-ADPCM, IMA-ADPCM, PCM	2	N/A	8KHz~48KHz	WAV	Support for 4bit MS-ADPCM and IMA-ADPCM
OGG	Q1~Q10	2	N/A	8KHz~48KHz	OGG, OGA	N/A
FLAC	Compress Level 0~8	2	N/A	8KHz~48KHz	FLAC	N/A
AAC	ADIF, ATDS Header AAC-LC and AAC-HE, AAC-ELD	5.1	N/A	8KHz~48KHz	AAC, M4A	N/A
AMR	AMR-NB, AMR-WB	1	AMR-NB 4.75~12.2kbps @8kHz  AMR-WB 6.60~23.85Kbps @16kHz	8KHz, 16kHz	3GP	N/A
MIDI	MIDI Type 0/1, DLS version 1/2, XMF and Mobile XMF, RTTTL/RTX, OTA, iMelody	2	N/A	N/A	XMF, MXMF, RTTTL, RTX, OTA, IMY	N/A

## Video

Category	Codec	Supported Resolution	Maximum Frame Rate	Maximum Bit Rate (Ideal Case)	File Format	Remarks
MPEG-1/2	MPEG-1/2	48x48 pixels ~ 1920x1080 pixels	30fps	80Mbps	DAT, MPG, VOB, TS	Support for field coding
MPEG-4	MPEG4	48x48 pixels ~ 1920x1080 pixels	30fps	38.4Mbps	AVI, MKV, MP4, MOV, 3GP	No support for MS MPEG4 v1/v2/v3, GMC, and DivX3/4/5/6/7 .../10
H.264/AVC	H.264	48x48 pixels ~ 4096x2304 pixels	4K@25fps, 1080P@60fps	100Mbps	AVI, MKV, MP4, MOV, 3GP, TS, FLV	Support for field coding and MBAFF
MVC	H.264 MVC	48x48 pixels ~ 1920x1080 pixels	60fps	38.4Mbps	MKV, TS	Support for Stereo High Profile only
H.265/HEVC	H.265/HEVC	64x64 pixels ~ 4096x2304 pixels	4K@60fps, 1080P@60fps	100Mbps	MKV, MP4, MOV, TS	Support for Main Profile, Tile & Slice
GOOGLE VP8	VP8	48x48 pixels ~ 1920x1080 pixels	30fps	38.4Mbps	WEBM, MKV	N/A
H.263	H.263	SQCIF (128x96), QCIF (176x144), CIF (352x288), 4CIF (704x576)	30fps	38.4Mbps	3GP, MOV, MP4	No support for H.263+
VC-1	VC-1	48x48 pixels~1920x1080 pixels	30fps	45Mbps	WMV, ASF, TS, MKV, AVI	N/A
MOTION JPEG	MJPEG	48x48 pixels ~ 1920x1080 pixels	30fps	38.4Mbps	AVI	N/A

Note: The output data format is YUV420 semi-planar, and YUV400 (monochrome) is also supported for H.264.

## FCC Caution

Any changes or modifications not expressly approved by the party responsible for compliance could void the user's authority to operate the equipment.

This device complies with part 15 of the FCC Rules. Operation is subject to the following two conditions: (1) This device may not cause harmful interference, and (2) this device must accept any interference received, including interference that may cause undesired operation.

Note: This equipment has been tested and found to comply with the limits for a Class A digital device, pursuant to part 15 of the FCC Rules. These limits are designed to provide reasonable protection against harmful interference when the equipment is operated in a commercial environment. This equipment generates, uses, and can radiate radio



frequency energy and, if not installed and used in accordance with the instruction manual, may cause harmful interference to radio communications. Operation of this equipment in a residential area is likely to cause harmful interference in which case the user will be required to correct the interference at his own expense.

This equipment complies with FCC radiation exposure limits set forth for an uncontrolled environment. This equipment should be installed and operated with minimum distance 20cm between the radiator & your body. This transmitter must not be co-located or operating in conjunction with any other antenna or transmitter.

XI'AN NOVASTAR TECH CO., LTD

**Copyright © 2021 Xi'an NovaStar Tech Co., Ltd. All Rights Reserved.**

No part of this document may be copied, reproduced, extracted or transmitted in any form or by any means without the prior written consent of Xi'an NovaStar Tech Co., Ltd.

#### **Trademark**

**NOVA STAR** is a trademark of Xi'an NovaStar Tech Co., Ltd.

#### **Statement**

Thank you for choosing NovaStar's product. This document is intended to help you understand and use the product. For accuracy and reliability, NovaStar may make improvements and/or changes to this document at any time and without notice. If you experience any problems in use or have any suggestions, please contact us via the contact information given in this document. We will do our best to solve any issues, as well as evaluate and implement any suggestions.

[Official website](http://www.novastar.tech)  
www.novastar.tech

[Technical support](mailto:support@novastar.tech)  
support@novastar.tech