



Specifications

Multifunction Card MFN300

Product images provided in this file are for reference only, and the actual products shall prevail.

Rev2.1.0 NS110100087

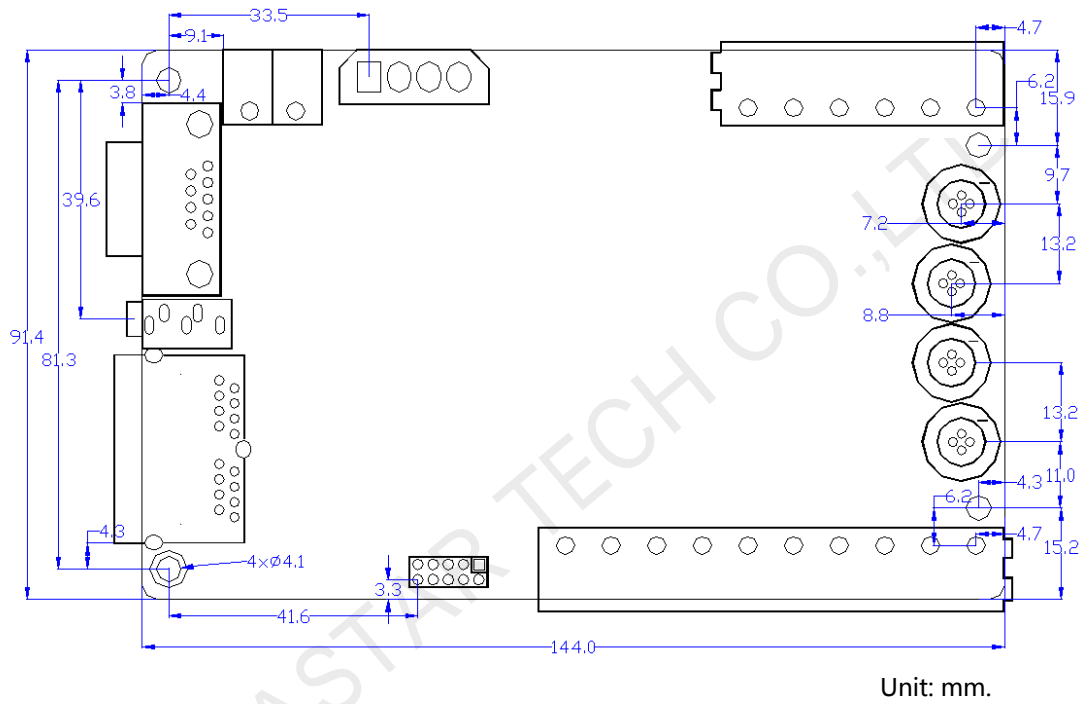
Features

Nova M3 MFN300 is a multifunction card with a variety of auxiliary functions. It has the following features:


- 1) RS232 serial or Gigabit Ethernet port communication.
- 2) Ethernet port connection between two receiving cards or at the end.
- 3) Timer function which is able to replace timer and delayer.
- 4) Temperature detection of power distribution box.
- 5) Humidity detection of power distribution box.
- 6) Audio output.
- 7) 4-way light sensor connection to achieve automatic brightness adjustment.
- 8) Temperature and humidity module connection.
- 9) 8-way power switch control.

Dimensions

Thickness of the board is about 1.6mm. The overall thickness (board thickness + thickness of the components on front and back side) is about 20mm.



Appearance




Note: Product images provided in this file are for reference only, and the actual products shall prevail.

Connection

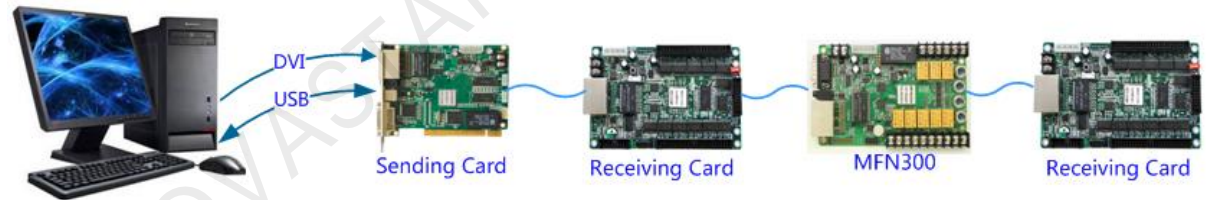
- Connect multifunction card to computer directly by RS232 serial cable.



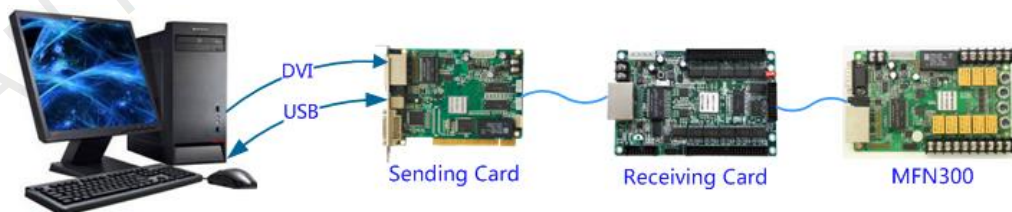
- Connect multifunction card between sending card (or independent controller) and the first receiving card.



- Connect multifunction card between any two receiving cards.

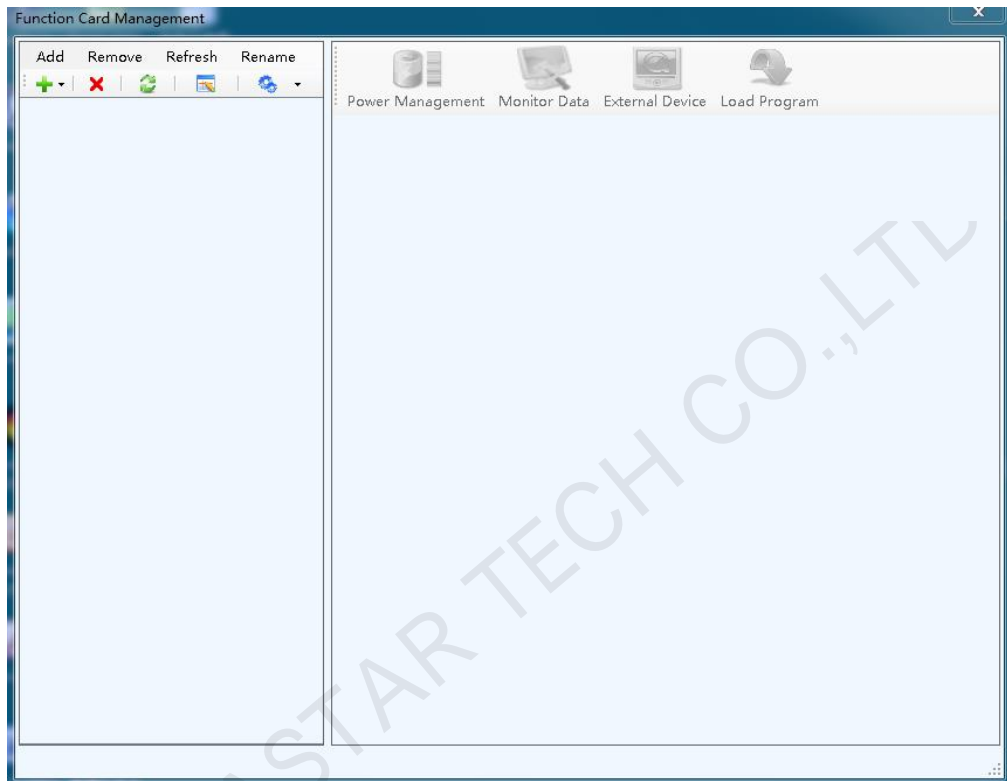


- Connect multifunction card to the last receiving card.



Software Configuration

Run **NovalCT-Mars** control software and click **Function Card** button to open Function Card Management page.



Use the menu in above Figure to configure multifunction card, including Add, Remove, Rename a Function card, Modify Serial Port and Replace Serial Port.

Add:

- **Serial port:** Add a multifunction card which is connected to the serial port.
- **Ethernet port:** Add a multifunction card which is connected to the Ethernet port.

Remove: Remove the selected node which could be a multifunction card, Ethernet port, sending card or serial port.

Rename: Rename the selected multifunction card.

Serial port operation:

Click  icon to select Modify Serial Port or Replace Serial Port.

- **Modify Serial Port:** Set the selected serial port as one that no multifunction card has been configured for.
- **Replace Serial Port:** Replace the selected serial port with one which is configured but the configured device type is different from that of actually connected, or is actually not connected.

Note: The icon is only available when the following requirements are satisfied: The selected node is a serial port; the device connected to it does not match the one configured to it, or the serial port is not connected.

Specifications

Input voltage	DC 3.3V ~ 5.5V
Rated current	0.38A
Rated power consumption	2.5W
Operating temperature	-20°C ~ 75°C
Operating humidity	0%RH ~ 90%RH
Dimension	144.0mm×94.8mm×20.0mm
Net weight	164.4g

XI'AN NOVASTAR TECH CO.,LTD