

## WARRANTY INFORMATION

If you find that the product is malfunctioning during the warranty period, we provides a one-year warranty for the LOLA AIR wireless pen machine purchased in our online store or authorized distributors worldwide form the date of purchase.

Warranties do not cover:

- Damage to the product due to a human factor
- Product damage due to external electrical failure or any accident

**NOTICE:** to reduce the risk of injury, the user must read and understand the User manual before using this product. Save these instructions for future reference.

- We recommended that use the included charging cable.
- This device don't support fast charging/super fast charging, fast charging may get damage the battery.

## BATTERY PROTECTION

The battery circuitry protects the battery pack from extreme temperature, overdischarge, and over-charge. To protect the battery from damage and prolong its life, the battery pack circuitry will turn of the battery pack if it becomes overloaded or if the temperature becomes too high during use. This may happen in extremely high torque, binding, and stalling situations. The battery pack will shut down for 10s when its operating temperature exceeds 158°F (70°C), and will begin normal operation when it returns to 152°F (67°C).

**NOTICE:** A significantly reduced run time after fully charging the battery pack indicates that the batteries are near the end of their usable life and must be replaced.

**NOTICE:** Lithium-Ion battery packs are shipped partially charged. Before using it the first time, fully charge the battery pack.

LOLA AIR

AIR

# LOLA

Wireless PMU Pen Machine  
USER MANUAL





Thank you for your purchase!

## SPECIFICATIONS

Motor:	Coreless Motor
Material:	Aircraft Aluminum
Stroke Length:	2.7mm
Operating Voltage:	5 - 10V DC
Rpm:	10800rpm ± 10%
Switch Frequency:	60 - 160 Hz
Needle Protrusion:	0 - 3.5 mm
Dimensions(Ø X L):	18.5 x 158 mm
Weight:	3oz (85.4g)

## BASIC OPERATION





### Power ON/ OFF

Press and Hold the  button for two seconds to turn LOLA AIR ON.  
Press and Hold the  button for two seconds to turn LOLA AIR OFF.


### Power START/ STOP

Click  button to turn LOLA AIR Start or Stop

### Adjusting Voltage

Press  or  to adjust in 0.1V increments.  
Press and Hold  or  to quickly adjust the voltage in 0.1V increments.

### Start/ Stop Built-in Timer

Press  button to active your machine ON, the timing mode start.  
Note: timer mode record in minutes, the maximum recording time is 999 minutes. the time is counting only when machine is running. The timer will reset the count when the P3 is being restarted.

### Memory Function

The LOLA AIR will adjust the voltage to the saved voltage setting you stop on. The start up voltage is the preset voltage of the last shut down.

### Display

Voltage, Capacity and Timer display alternately every 5 seconds under the machine working condition.

Battery Capacity: 500mAh  
Recharging Time: 100mins  
Powerpack Working time: Approx. 2-3hours

Ø: 18.5mm



L: 158mm

(85.4g)



## INCLUDES

- User Guide
- LOLA AIR X 1
- Extra Power Pack X2
- Plug; USB Charging Cable