

## BATTERY PROTECTION

The battery circuitry protects the battery pack from extreme temperature, overdischarge, and over-charge. To protect the battery from damage and prolong its life, The battery pack circuitry will turn off the battery pack if it becomes overloaded or if the temperature becomes too high during use. This may happen in extremely high torque, binding, and stalling situations. The battery pack will shut down for 10s when its operating temperature exceeds 158°F (70°C), and will begin normal operation when it returns to 152°F (67°C).

**NOTICE:** A significantly reduced run time after fully charging the battery pack indicates that the batteries are near the end of their usable life and must be replaced.

**NOTICE:** Lithium-ion battery packs are shipped partially charged. Before using it the first time, fully charge the battery pack.

## WARRANTY INFORMATION

INKIN machines purchased from our online stores or authorized distributors worldwide come with a one-year warranty from the date of purchase. If you find that the product is malfunctioning during the warranty period, please contact our After-Sales Team Email: [admin@inkintattoosupply.com](mailto:admin@inkintattoosupply.com).

Warranties do not cover:  
 Damage to the product due to a human factor.  
 Product damage due to external electrical failure or any accident.

## WARRANTY CARD

PRODUCT NAME: \_\_\_\_\_  
 DATE OF PURCHASE: \_\_\_\_\_  
 WHERE PURCHASED: \_\_\_\_\_  
 ADDRESS: \_\_\_\_\_  
 \_\_\_\_\_  
 EMAIL: \_\_\_\_\_  
 MY SIGNATURE BELOW ACKNOWLEDGES THAT I HAVE READ, FULLY UNDERSTAND, AND ACCEPT THIS LIMITED WARRANTY AGREEMENT.  
 SIGNATURE: \_\_\_\_\_ DATE: \_\_\_\_\_

Sent this copy to: INKIN TATTOO After-Sales Department.  
 3/F 7(7Dong), No.289 Fahua North Road  
 Jinyi Dushi New District, Jinhua 321036  
 Zhejiang China  
 TEL:+86-153-5693-3972  
 Email: [admin@inkintattoosupply.com](mailto:admin@inkintattoosupply.com)

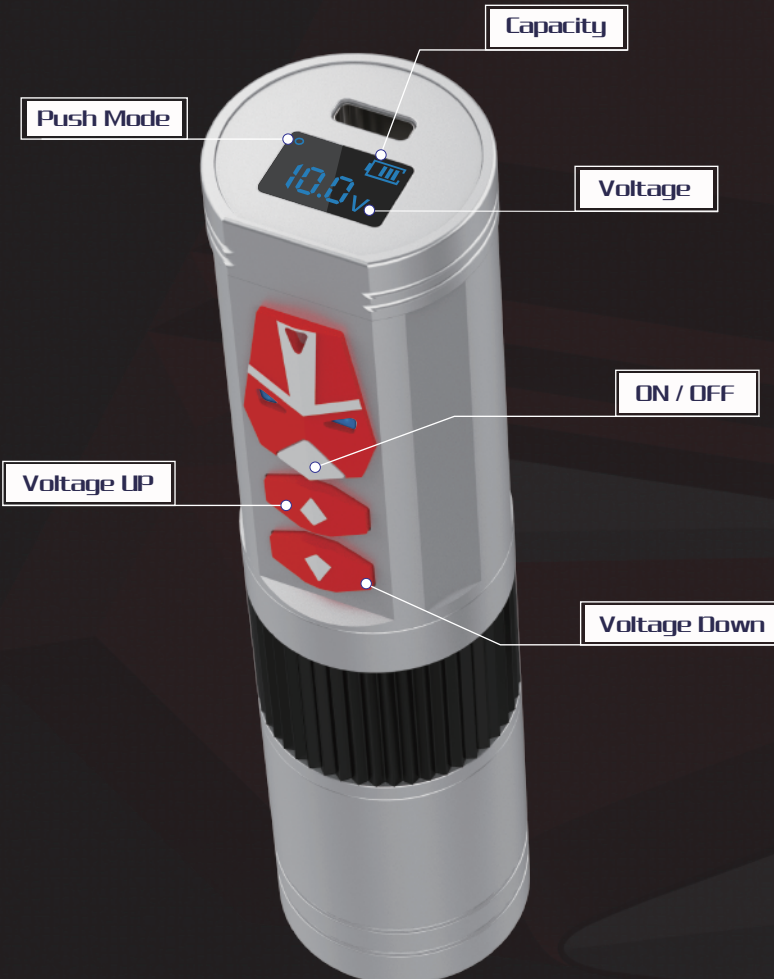
**WARNING :**  
 - It is recommended to use the included charging cable.  
 -This device don't support fast charging/super fast charging, fast charging may get damage the battery.

USER MANUAL

INKIN-NowTA II  
 Wireless Tattoo Pen Machine



# NowTA II




## Specification


MATERIAL	Aircraft Aluminum
DIMENSION(Ø X L)	32*144mm
COLOR	Black & Silver
WORKING TIME	Approx. 5 hours
NET WEIGHT	6.5oz/184.3g
BATTERY CAPACITY	1800mAh 3.7V
RECHARGING TIME	3.5 hours
* USB Type-C Charging cable included. 60 days replacement warranty from date of purchase for non-functioning batteries only.	

## Basic operation



### • Power ON/OFF



Long press the  button to turn ON/OFF the machine.

### • Power Stop/Go

Click on  button to turn your machine Stop or Go

### • Adjusting Voltage Mode




The Voltage could be adjusted through button  or  repeatedly with the increase of 0.1V on each press

Long press the  or  button to quickly adjust the voltage in 0.5V increments.

### • Push Mode

Press and hold the  and  for 2 seconds to switch the strong start switch

Press and hold the  and  at the same time, the blue dot  appear, the machine active the strong start mode.

Press and hold the  and  at the same time, the blue dot  disappear, the machine push mode OFF

### Note:

In push mode the initial voltage output is 12V and returns to normal after 1 second

