

LOCK U



HIMO
DESIGN BY

Precautions for use

Safe guidelines for using the product

- Before installing the U Lock, please read this manual carefully.
- Please use within the scope of product attributes
- The U Lock is not child friendly. Do not allow children to play with parts.
- When installing the Cable Lock and adjusting the position of the saddle, be careful not to expose the safety marking line of the saddle tube
- The key can be taken out when the lock is closed and opened. Please do not put the key on the lock when driving to avoid losing it.
- Do not place the product in a strong acid or weak base environment, so as not to cause corrosion damage to the product and affect its use.

Specification

Product Size	200 x 158 x 34 mm
Product Weight	0.91 kg
U Lock Level	Super level B lock
Cable lock material	Zinc alloy nickel plated
Lock beam material	40Cr heat treatment
Lock beam diameter	34mm(Contains silica gel)
Dustproof and waterproof grade	IP 67
Key opening rate	1/600
Maximum pull of lock	30K/N

Quick understanding of HIMO U Lock

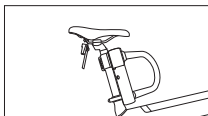
Main uses and features

It can be used on various types of bicycles, electric vehicles and motorcycles. It ensures security and helps to prevent theft.

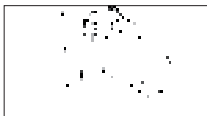
Maintenance

Parts such as locks and noisy keys can be wiped with lubricating oil regularly to avoid rust and oxidation, keep the switch flexible and prolong the service life.

How to install



01. As shown in the figure, fix the car lock as a whole under the seat tube, and reserve a 200mm safe space in the opening direction when the lock frame is installed.



02. Set the lock frame into the seat tube.

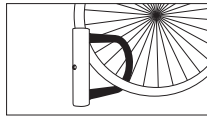
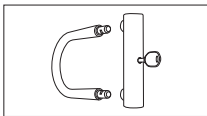
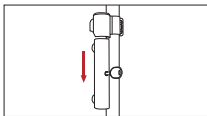
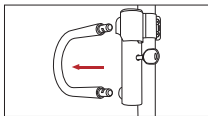


03. Insert and tighten the locking screw.



04. The installation is complete.

Instructions



- Insert the key, open the lock, and take the U lock out of the lock frame cover.
Note: The key cannot be removed when the U-shaped lock is opened.
- Align the U lock with the spokes of the vehicle, insert it and lock it, and then remove the key to lock the vehicle.