



W O M B A T

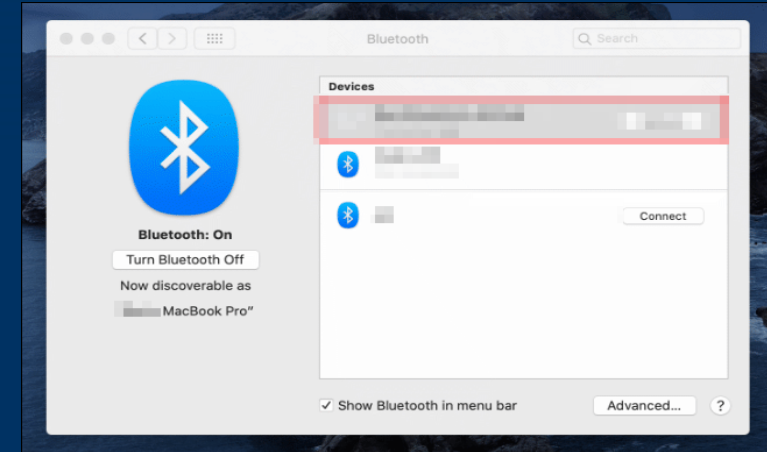
Coleus

INSTRUCTION


- ▶ How to pair the Coleus to your Bluetooth host computer



1. First, set the Bluetooth on your MAC or PC to OFF

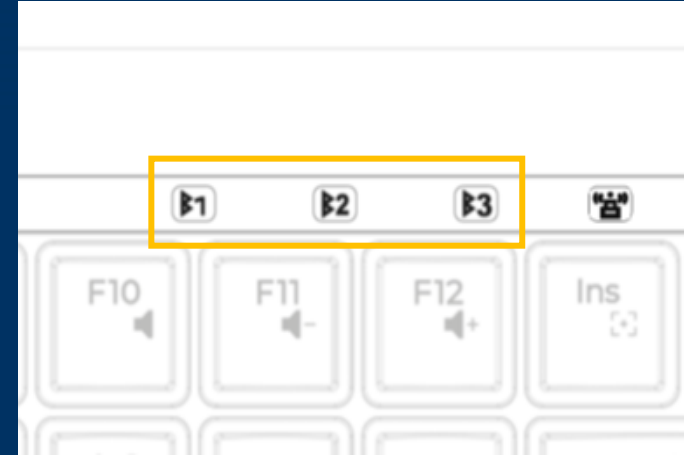


2. Then Press and hold “Fn” key and then press B1/B2/B3 for three seconds

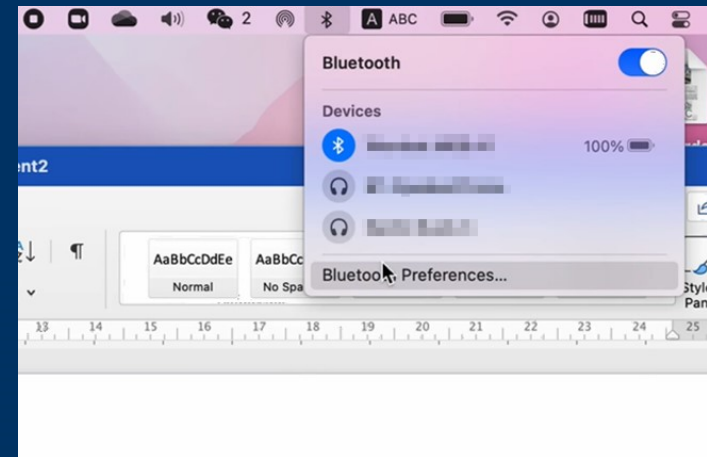




3. Indication LEDs will blink



4. Now please set the Bluetooth on your MAC or PC to ON, and click the Bluetooth setup





5. Find the device named “Colues #1/#2/#3”

6. Click “Connect” and your Coleus is good to go

