



## Super Power Pro 2000 Quick Guide

For more information about the Vanpowers App, please follow the instructions in the App or check our official website.



Available on the  
App Store



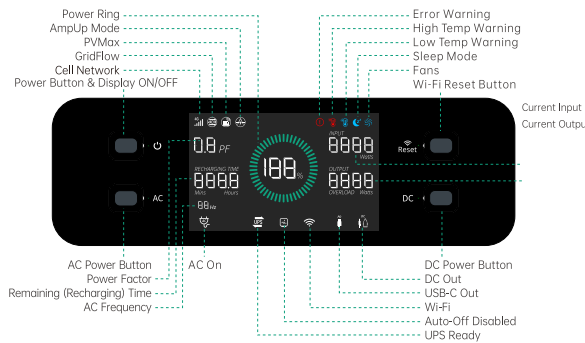
Get it on  
Google play



## Interface




## Display



\* To activate or deactivate the cell network connection, press and hold the DC button for 3 seconds.

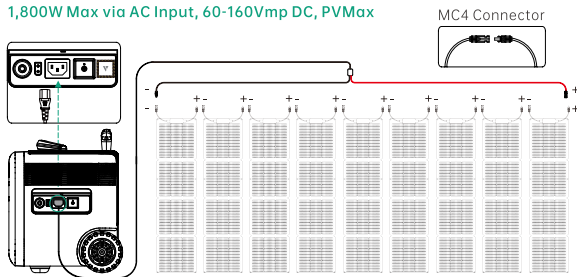
## Solar Panel Connection

600W Max via XT60 Input Port, 12-60Vmp DC




Up to 3 Vanpowers 200W solar panels, serial connection only

1,800W Max via AC Input, 60-160Vmp DC, PVMaX



4-9 Vanpowers 200W solar panels, serial connection only. MC4 to AC cable is optional

Vanpowers 200W solar panel, sold separately, is recommended. However, third-party solar panels between 12-160V are supported, using an MC4 cable.

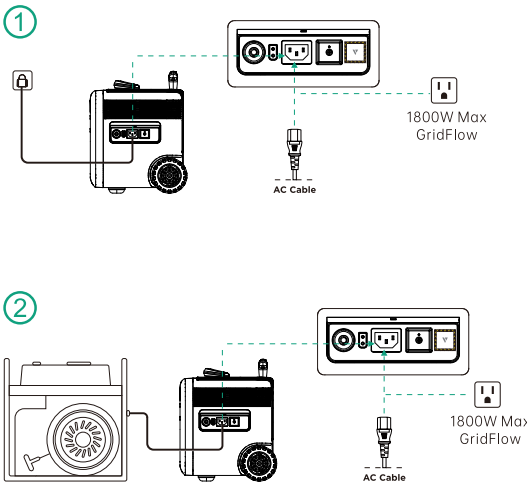


Vanpowers™ USA  
Tel: 1 (213) 618-3186  
Office Hour: Mon-fri 9:00-17:00 PST  
Support/Contact: [www.vanpowers.com/support](http://www.vanpowers.com/support)  
Website: [www.vanpowers.com](http://www.vanpowers.com)  
Vanpowers™ USA All Rights Reserved.  
Printed on recycled materials. MADE IN CHINA

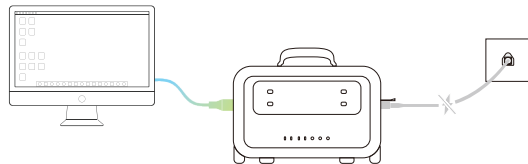


Contains FCC ID: 2AHMR-ESP12F  
Contains IC: 23236-ESP12F

## Other Ways to Charge



## Offline UPS



## AmpUp Mode & Sleep Mode

Enable and learn more via Vanpowers App

## Specifications

Model	VPSSP2000
Capacity	2,096Wh (44.8Ah/46.8V)
Input	AC Input: 1,800W Max 100-120V~50/60Hz (US, JP version) or 220-240V~50/60Hz (Other versions) XT60 Input: 12-60V, 600W Max
Output	AC Output: Rated 2,000W, Peak 4,000W 100-120V~50/60Hz (US, JP version) or 220-240V~50/60Hz (Other versions) Car Socket + DC5521: 13.6V=10A,136W Total USB-C1, USB-C2: 5-20V, 100W Max Each USB-C3 + USB-C4: 5-12V, 20W Max Total
Dimensions	17.5 x 10.5 x 13.8in / 446 x 276 x 352mm
Weight	46.5lbs / 21.2kg
Operating Temperature	Discharge: -4°F ~ 140 °F / -20°C ~ 60°C Charge: 32°F ~ 113 °F / 0°C ~ 45°C

## Safety Guidelines

1. Turn off each output by pressing its corresponding power button to save power when not in use.
2. If Super Power Pro total output exceeds 2,000W, it will automatically shut off. Ensure required power is below 2,000W, then press the Power button to reset. (Excludes AmpUp mode)

## Caution

- Not permitted on aircraft.
- Use original or certified cables and chargers.
- Stop using and contact manufacturer if the product is excessively hot, is emitting odor, deformed or any other abnormalities.
- Store in a cool, dry place. Recommend storage temperature: -20°C to 60°C (-4°F to 140°F).
- Do not expose to moisture or submerge it in liquid.
- Do not disassemble or attempt to re-purpose or modify it in any manner.
- Do not clean with harmful chemicals or detergents.
- Avoid drops, bumps, friction, and other actions that can easily damage the product.
- Avoid excessive vibration, impact, or compression during transport, and keep the product away from intense sunlight and rain.
- Keep it away from children under 3 years old for safety.
- Please dispose of discarded products properly according to local regulations.

## Disclaimer

Please read the entire Quick Guide to learn about the features and safety guidelines of this product before operating. Failure to operate the product correctly may result in damage to the product or personal property and/or serious injury. Vanpowers assumes no liability for improper use. Do not use this product with incompatible components or alter the product in any way without following the instructions provided by Vanpowers. Otherwise, you will not be eligible for after-sales service from Vanpowers under the product warranty. These safety guidelines include instructions on safe operation and maintenance of this product. It is important to read and follow all of the instructions and warnings in the Quick Guide before assembly, setup or use the product.

## What's in the Box

