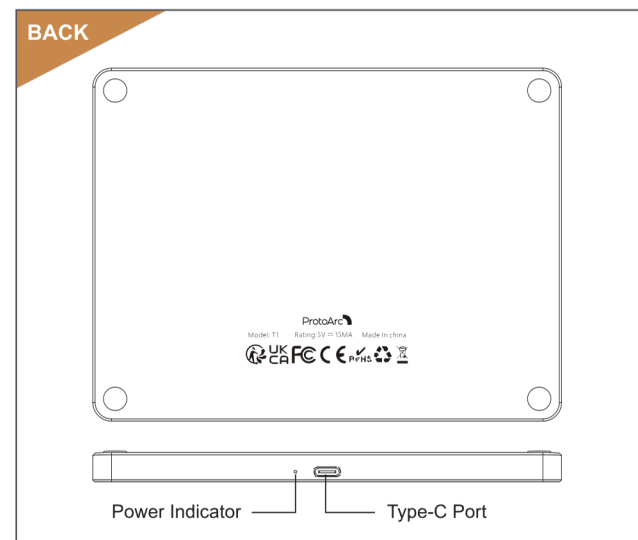





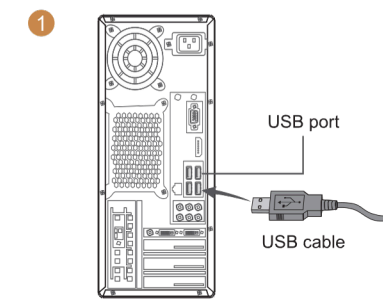
# T1

## User Manual Wired Win Touchpad

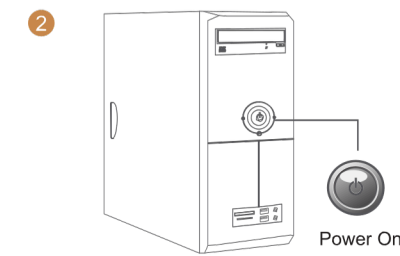
support@protoarc.com  
www.protoarc.com



### TouchPad Installation



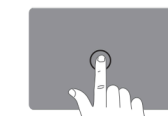
1. Insert the USB end of the touchpad cable into your computer's USB port.



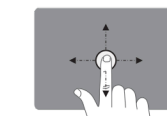
2. The touchpad will be automatically recognized without any drivers. Once the red indicator light is turned on, the touchpad can be used.

### TouchPad Gesture (Based on Win10 System)

#### For Windows 10



Left Click



Move Cursor



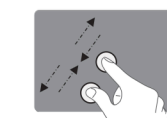
Double Click



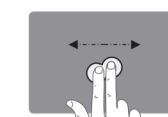
Hold + Slide



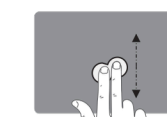
Right Click



Pinch / Zoom



Scroll



Pan



Invoke Cortana



Active Window Switching



Open The Task Browsing Window



Show Desktop



Open Action+Center

### Technical Specifications

- Dimensions: 6.4 x 4.8 x 0.4 ( inches )
- Weight: 170 g
- Working Voltage: DC 5V
- Working Current(standby): 32.7 mA
- Working current(touchpad click/move): 37 mA
- Connection Mode: USB Wired

### Technical Programs

- Connection Interface: USB
- Master IC Type: SH68F881W
- Touch Control IC Type: CF1155-S
- Touchpad Resolution: 1878\*1407
- USB Return Rate: 140 Hz