INKBIRD

Wi-Fi Carbon Dioxide Detector

PTH-9CW

User Manual V1.0

01 Product Introduction

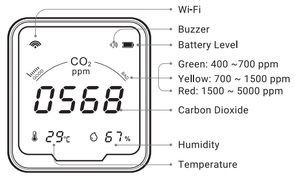

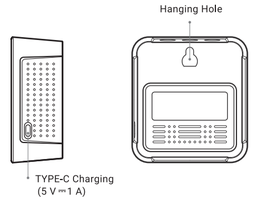

02 Specification

Carbon Dioxide Range: 400 ~ 5000 ppm [±(50ppm + 5%)]
Temperature Range: -10°C ~ 40°C (±2°C) / 14°F ~ 104°F (±3.6°F)
Humidity Range: 20 ~ 80 % RH (±5 % RH)
Product Size: 98 × 90 × 40 mm
Power Supply: Built-in Lithium Battery (2400mAh)
Wireless Connection: Wi-Fi (only for 2.4GHz Wi-Fi network)
Input: 5 V ⎓ 1 A
Packing Contents: PTH-9CW × 1; User Manual × 1; TYPE-C Charging Cable × 1

03 Operation Instruction

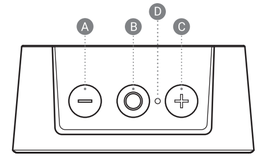

A ① In normal mode, short press it to turn on/off the backlight;
② In the setting mode, short press it to decrease a value;
③ Long press it to enter or exit the network configuration state.

B ① Long press it to turn on/off the device;
② Double-click it to customize the CO_2 alarm threshold.

C ① In normal mode, short press it to switch between ℃ or ℉;
② In the setting mode, short press it to increase a value;
③ Long press it to turn on/off the buzzer.

D Reset Button:
Press it with a pointed object to reset the device.

◆ Calibration:

After powering off, long-press the three buttons simultaneously to enter the calibration mode. We can see the device count down within 200 seconds and automatically calibrate. We should put it outdoors with no one around the device.

Note:
When the carbon dioxide concentration value exceeds 1500 ppm, and the buzzer is on, the buzzer will sound an alarm. We can long press the ⊕ button to cancel the alarm.

◆ Alarm Setting:

We can customize the CO_2 alarm threshold by double-clicking the ◎ button to enter the setting mode, then pressing the ⊕ or ⊖ button to set a value. Press the ◎ button again to confirm the setting and return to normal mode.

◆ APP Connection

INKBIRD APP

Search the keyword "INKBIRD" in App store or Google Play, or scan the following QR code to download and install the APP.

1

Open the app and enter the login interface. You can log in by your Apple ID, Google ID, or Facebook ID. You can also click register and use your email address as prompted to register.

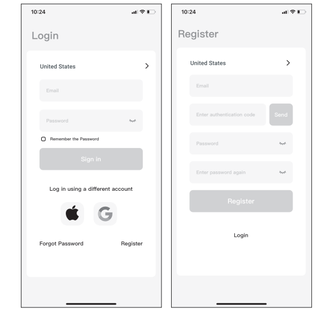

2

Click the "+" in the upper right corner to add the device. Then, click the CO2 detector icon on the app to start connecting.

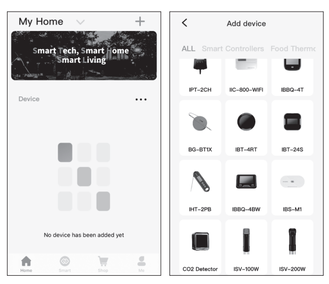

3

Choose a Wi-Fi network and enter the password. Then, click "Next" to the next step. **Note: The device only supports 2.4GHz Wi-Fi networks.**

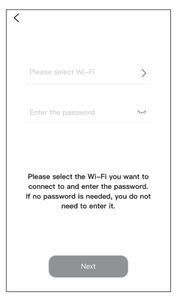

4

Long press the button on the device to enter the network configuration state. Then, click "Next" to start the connection.

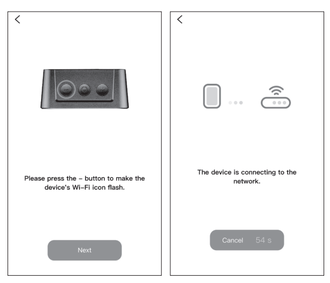

5

Connection Succeeded.

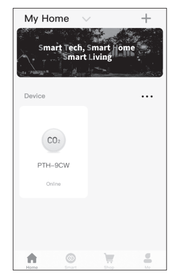

Note:
1. During the connection process, it is necessary to ensure that the distance between the device and the mobile phone is within 30 meters, as Wi-Fi is a short-distance connection.

2. During the connection process, please ensure that the device and the mobile phone are in the same Wi-Fi environment and only support the 2.4GHz Wi-Fi signal mode.

04 Warnings

1. Do not expose this product to water or place it in a high-temperature envrionment above 60°C, and keep it away from fire.
2. This product is a precision measuring instrument, and it is not allowed to disassemble the machine without authorization.
3. We cannot place it in an environment full of dust or corrosive gas for measurement.
4. When measuring the environment in the car, please do not expose the product to direct sunlight for a long time.
5. According to the WEEE Directive (2012/19/European standard), at the end of the product's useful life, we should discard the instrument and batteries to the appropriate recycling center. Do not dispose of the device with normal household waste. Do not burn the product.

05 Product Warranty

1 year warranty against any manufacturing defects or faulty workmanship. This warranty does not cover fuses, disposable batteries or damage from accident, neglect, misuse, alteration, contamination or abnormal conditions of operation or handling.

INKBIRD TECH.C.L.
support@inkbird.com
Factory address: 6th Floor, Building 713, Pengji Liantang Industrial Area, NO.2 Pengxing Road, Luohu Disctrict, Shenzhen, China
Office address: Room 1803, Guowei Building, NO.68 Guowei Road, Xianhu Community, Liantang, Luohu District,Shenzhen, China

UK REP	TANMET INT'L BUSINESS LTD 9 Pantygraigwen Road, Pontypridd, Mid Glamorgan, CF37 2RR, UK (E-mail: tanmetbiz@outlook.com)
EC REP	Like Sun GmbH Email: ec-connection@web.de Planckstr. 59, 45147 Essen, Nordrhein-Westfalen, Germany