

INKBIRD

AIR QUALITY DETECTOR



MH - 068

(Basic Version / Wi-Fi Version)

1 / Specifications

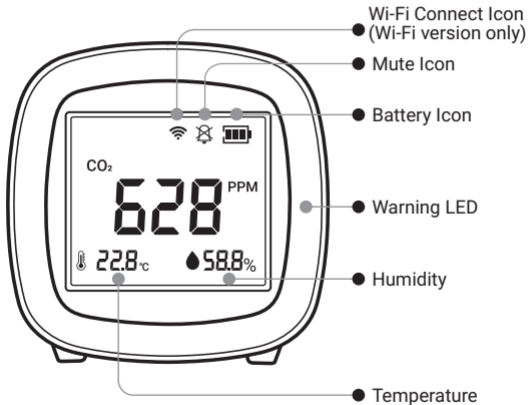
- Product Name: Air Quality Detector
- Model No: HM-068 Item No: IAQM-068
- Detecting Items: CO₂ / Temperature / Humidity
- Material: ABS/Acrylic/Electronic Components/Air Sensors
- CO₂ Range: 400-5000ppm ± (50ppm + 5%)
- Temperature Range: 0°C-55°C (°C/°F switchable)
- Humidity Range: 0-99%RH
- Battery: 2000mAh
- Working Time: 10-15 Hours
- LCD Size: 60*60mm
- Type-C Power Supply: 5V/1A
- Wi-Fi Supporting (Wi-Fi version only): 2.4GHz Wi-Fi networks+Bluetooth CB3S
- Size: 80*80*60mm
- Weight: 200g
- Working Current: 5V/500mA
- Rated Power: 5W
- Standby Current: < 3mA

- Alarm LED Indicator: Red when $\text{CO}_2 \geq 1000$ ppm; White when $\text{CO}_2 < 1000$ ppm

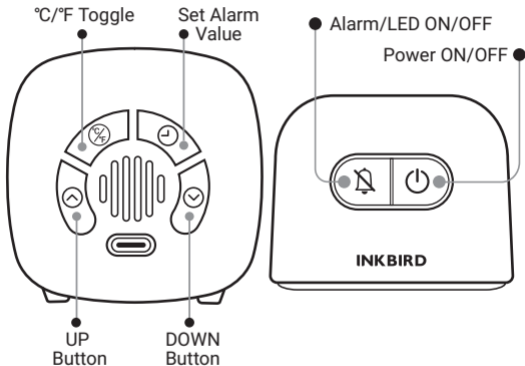
2 / Precautions For Use

- 1) This product should not be dipped in water, nor should it be placed in a high-temperature environment exceeding 60°C .
- 2) This product belongs to a precision measuring instrument and shall not be dismantled without authorization.
- 3) It cannot be measured in the environment of organic gas with too high a concentration for a long time.
- 4) Built-in lithium battery, when measuring the air quality in the car, please do not put the carbon dioxide monitor with a lithium battery in the sun.

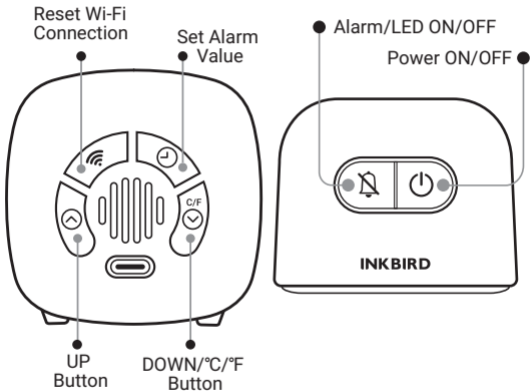
3 / Operation Instruction




Basic Version






Wi-Fi Version





① **Power ON/OFF:** Press and hold the  button for 3 seconds to turn the device on/off.

② **Alarm Function:**





After startup, press the  button once to turn on the LED light. It remains white light when the detected CO₂ concentration is below 1000 ppm, and turns red when the detected CO₂ concentration exceeds 1000 ppm.



Press the  button again to enable the alarm sound. The  icon will disappear from the screen. When the detected CO₂ concentration exceeds 1000 ppm, it will sound five times every 15 seconds.

Pressing the  button for the third time can turn off the alarm sound and LED light. The  icon will reappear on the screen.

Whether the CO₂ value exceeds the standard is indicated by the LED light, as shown in the following table:

White Light	Red Light
Good	Bad
400-999ppm	over 1000ppm
No Alarm	Alarm 5 times every 15s

③ **Set Alarm Value:** Press the  button to enter the alarm value setting, then press the  or  ( on the Wi-Fi version) button to adjust the CO₂ value, which can be minimally 1000ppm.

④ **°C/°F Selection:** As to the basic version, press the  button to toggle between Celsius and Fahrenheit. As to the Wi-Fi version, press the  button to select the temperature unit.

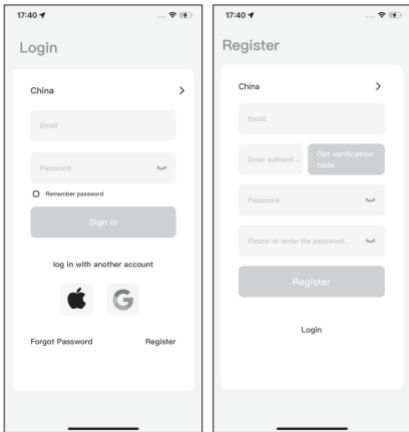
⑤ **Reset Wi-Fi Connection (For Wi-Fi Version ONLY):** Press the  button to disconnect the device from the APP. If you fail to connect your device with the app, please press the button and try again.

4 / App Connection (for Wi-Fi version only)

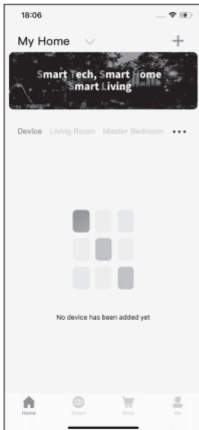


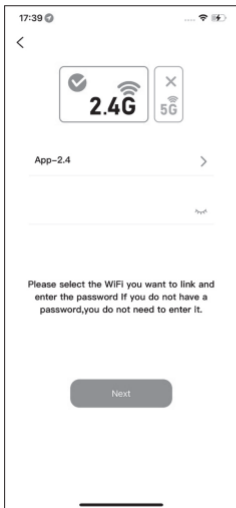
Search the keyword “INKBIRD” in App store or Google Play, or scan the left QR code to download and install the APP. (If you have previously installed the app, please update it to the latest version.)

① Open the app and enter the login interface. You can log in by your Apple ID or Google ID. You can also click Register and use your email address as prompted to register.



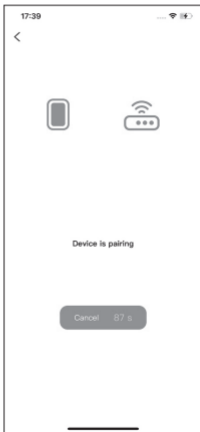
② Click the "+" in the upper right corner to add the device. Then, click the device icon on the app to start connecting.

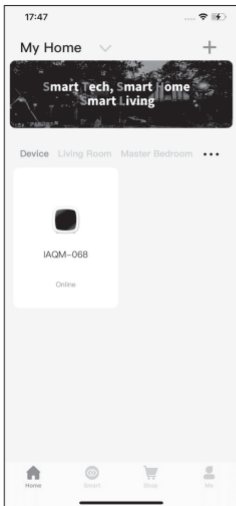




③ Choose a Wi-Fi network and enter the password. Then, click “Next” to the next step. ***Note: The device only supports 2.4GHz Wi-Fi networks.***

- ④ Make sure the device is turned on, then click “Next” to start the connection.





⑤ Connection Succeeded.

Notes:

1. During the connection process, it is necessary to ensure that the distance between the device and the mobile phone is within 30 meters, as Wi-Fi is a short-distance connection.
2. During the connection process, please ensure that the device and the mobile phone are in the same Wi-Fi environment and only support the 2.4GHz Wi-Fi signal mode.
3. Please make sure the Bluetooth of your phone is turned on before connecting.

5 / Product Warranty

This item carries a 1-year warranty against defects in either components or workmanship. During this period, products that prove to be defective will, at the discretion of INKBIRD, be either repaired or replaced without charge.

INKBIRD TECH.C.L.

support@inkbird.com

Factory address: 6th Floor, Building 713, Pengji Liantang Industrial Area, NO.2 Pengxing Road, Luohu District, Shenzhen, China

Office address: Room 1803, Guowei Building, NO.68 Guowei Road, Xianhu Community, Liantang, Luohu District, Shenzhen, China



V 1.0