

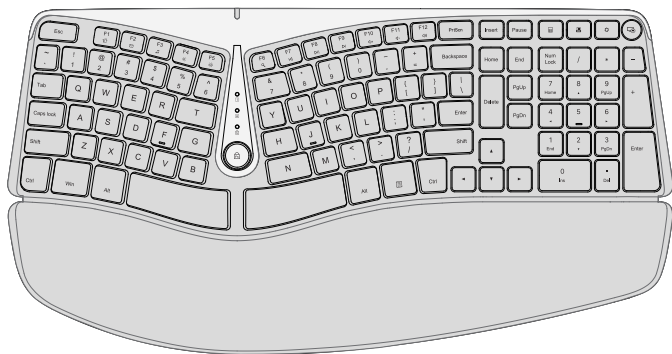
单页尺寸：105x148mm

材质：128g铜版纸

彩色印刷，骑马钉

# RT02

## WIRED ERGONOMIC KEYBOARD



User Manual

## Specification

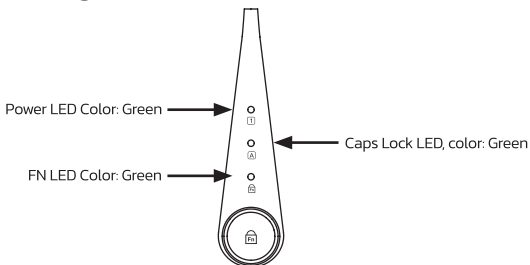
Compatibility	Windows/Mac OS
Connection	USB wired
Keyboard Dimensions	449.5*233.9*47.8mm
Weight	860.8g
Operating Voltage	4.75V~5.25V
Working current	≤50mA
Working current (Turn on indicators)	≤55mA (Connect two HUB≤120mA)
Sleep current	≤5mA

## Instructions

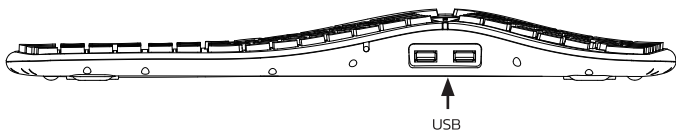
### 1. Connection

After connected via the USB port, the keyboard is ready to use.

### 2. LED Indicator Light

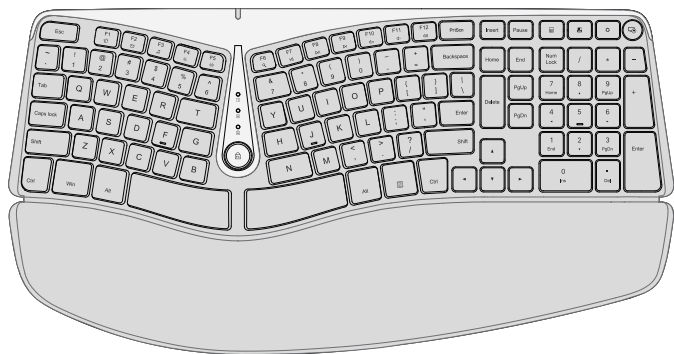


### 3. Dual USB Port



## Hardware Basics

---



## Keys Function

---

### Note:

1. Some of the shortcut keys are not compatible with Mac.
2. F1-F12 key mode is the standard mode of this keyboard.
3. Press Fn lock key to switch to shortcut key mode. Fn lock LED will turn on. When you want to switch back to F1-F12 key mode, press the Fn lock key and the Fn lock LED will turn off. Please note that when you start/restart your computer or simply unplug the keyboard from your computer, those keys will automatically restore to the F1-F12 function key mode.

Icon	MAC OS	Windows
	N/A	Web browser
	N/A	Email
	N/A	Music
	Brightness -	Brightness - (Win 10)
	Brightness +	Brightness + (Win 10)
	Search	Search
	Previous track	Previous track
	Play/pause	Play/pause
	Next track	Next track
	Mute	Mute
	Volume -	Volume -
	Volume +	Volume +
PrtScn	N/A	Screenshot
	N/A	Calculator
	N/A	Printer
	N/A	Setting
	N/A	Lock screen
	Switch between shortcut and F1-F12 key modes	

## Compatibility

---

Compatible with Windows/Mac

## Package Contents

---

1\* Keyboard HA308

1\* User Manual

## Specification

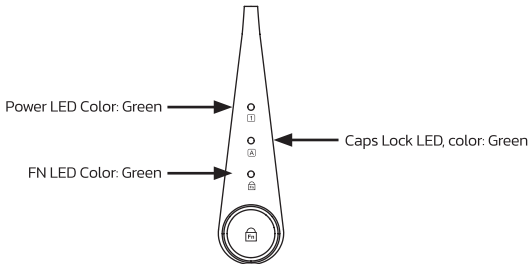
Compatibility	Windows/Mac OS
Connection	USB wired
Keyboard Dimensions	449.5*233.9*47.8mm
Weight	860.8g
Operating Voltage	4.75V-5.25V
Working current	≤50mA
Working current (Turn on indicators)	≤55mA (Connect two HUB≤120mA)
Sleep current	≤5mA

## Instructions

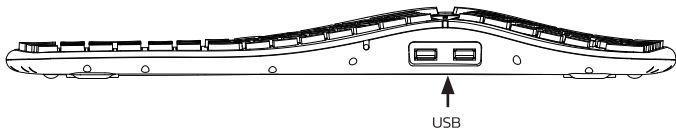
### 1. Connection

After connected via the USB port, the keyboard is ready to use.

### 2. LED Indicator Light

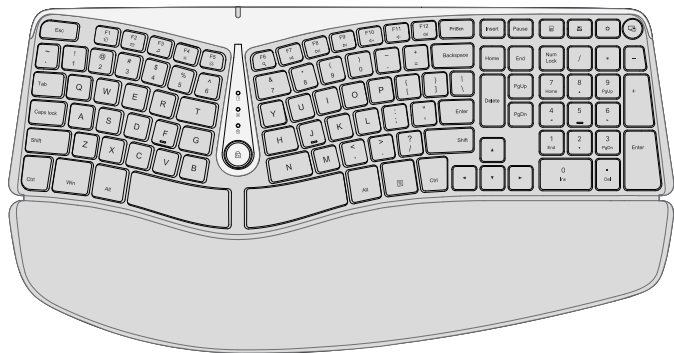


### 3. Dual USB Port



## Hardware Basics

---





## Keys Function

---

### Note:

1. Some of the shortcut keys are not compatible with Mac.
2. F1-F12 key mode is the standard mode of this keyboard.
3. Press Fn lock key to switch to shortcut key mode. Fn lock LED will turn on. When you want to switch back to F1-F12 key mode, press the Fn lock key and the Fn lock LED will turn off. Please note that when you start/restart your computer or simply unplug the keyboard from your computer, those keys will automatically restore to the F1-F12 function key mode.



Icon	MAC OS	Windows
	N/A	Web browser
	N/A	Email
	N/A	Music
	Brightness -	Brightness - (Win 10)
	Brightness +	Brightness + (Win 10)
	Search	Search
	Previous track	Previous track
	Play/pause	Play/pause
	Next track	Next track
	Mute	Mute
	Volume -	Volume -
	Volume +	Volume +
PrtScn	N/A	Screenshot
	N/A	Calculator
	N/A	Printer
	N/A	Setting
	N/A	Lock screen
	Switch between shortcut and F1-F12 key modes	

## **Compatibility**

---

Compatible with Windows/Mac

## **Package Contents**

---

1\* Keyboard HA308

1\* User Manual

## Spezifikation

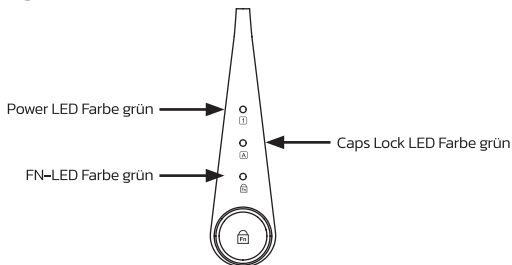
Kompatibilität	Windows/ Mac OS
Verbindung	USB kabelgebunden
Tastaturabmessungen	449,5 * 233,9 * 47,8 mm
Gewicht	860.8g
Betriebsspannung	4,75V–5,25V
Arbeitsstrom	≤50mA
Arbeitsstrom (Anzeigen einschalten)	≤55mA (Verbinden Sie zwei HUB≤120mA)
Schlafstrom	≤5mA

## Anweisungen

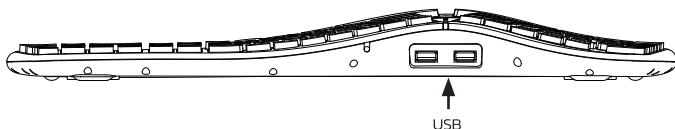
### 1. Verbindung

Nach dem Anschluss über den USB-Port ist die Tastatur einsatzbereit.

### 2. LED-Anzeigeleuchte

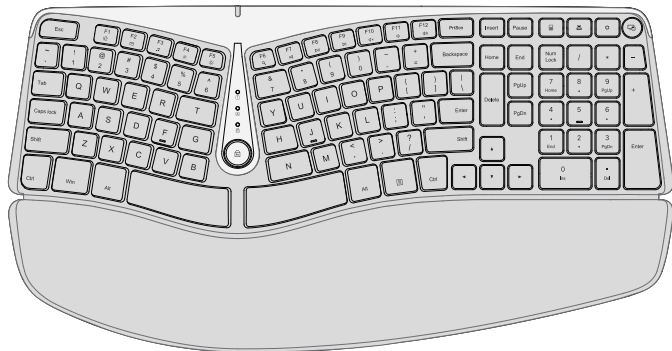


### 3. Dualer USB-Port



## Hardware-Grundlagen

---




## Tastenfunktion

---

### Notiz:

1. Einige der Tastenkombinationen sind nicht mit Mac kompatibel.
2. Der Tastenmodus F1-F12 ist der Standardmodus dieser Tastatur.
3. Drücken Sie die Fn-Sperrtaste, um in den Tastenkombinationsmodus zu wechseln. Die LED für die Fn-Sperre leuchtet auf. Wenn Sie zurück in den Tastenmodus F1-F12 wechseln möchten, drücken Sie die Fn-Sperrtaste und die Fn-Sperr-LED erlischt. Bitte beachten Sie, dass diese Tasten automatisch in den Funktionstastenmodus F1-F12 zurückkehren, wenn Sie Ihren Computer starten/neu starten oder einfach die Tastatur von Ihrem Computer trennen.

Symbol	MAC OS	Fenster
	N/A	Webbrowser
	N/A	Email
	N/A	Musik
	Helligkeit -	Helligkeit - (Win 10)
	Helligkeit +	Helligkeit + (Win 10)
	Suche	Suche
	Vorheriges Lied	Vorheriges Lied
	Spielpause	Spielpause
	Nächster Titel	Nächster Titel
	Stumm	Stumm
	Lautstärke -	Lautstärke -
	Lautstärke +	Lautstärke +
PrtScn	N/A	Bildschirmfoto
	N/A	Taschenrechner
	N/A	Drucker
	N/A	Einstellung
	N/A	Bildschirm sperren
	Wechseln Sie zwischen Shortcut- und F1-F12-Tastenmodus	

## Kompatibilität

---

Kompatibel mit Windows/Mac

## Packungsinhalt

---

1 \* Tastatur HA308

1 \* Benutzerhandbuch

## **FCC Statement**

---

Any Changes or modifications not expressly approved by the party responsible for compliance could void the user's authority to operate the equipment.

This device complies with part 15 of the FCC Rules. Operation is subject to the following two conditions:

(1) This device may not cause harmful interference, and (2) this device must accept any interference received, including interference that may cause undesired operation.

## **FCC Radiation Exposure Statement:**

---

This equipment complies with FCC radiation exposure limits set forth for an uncontrolled environment. This equipment should be installed and operated with minimum distance 20cm between the radiator & your body.

# Correct Disposal of This Product

---



(Waste Electrical & Electronic Equipment)

This Marking shown on the product or its literature, indicate that it should not be disposed with other household wastes at the end of its working life.

To prevent possible harm to the environment or human health from uncontrolled waste disposal, please separate this from other types of wastes and recycle it responsibly to promote the sustainable reuse of material resources Household user should contact either the retailer where they purchased this product or their local government office, for details of where and how they can take this item for environmentally safe recycling.

Business users should contact their supplier and check the terms and conditions of the purchase contract This product should not be mixed with other commercial wastes for disposal.



<b>UK</b>	<b>REP</b>
-----------	------------

CET PRODUCT SERVICE LTD.  
Beacon House Stokenchurch Business Park,  
Ibstone Rd, Stokenchurch  
High Wycombe HP14 3FE UK  
**Email:** info.cetservice@gmail.com  
**Phone:** +447419325266

<b>EC</b>	<b>REP</b>
-----------	------------

**UAB Qixiang Europe**  
Pranciškonų g. 6-46, LT-01133 Vilnius, Lithuania  
**Technical Information Center**  
Trakehner Str. 7-9, 60487 Frankfurt am Main, Germany  
**Email:** qixiang.europe@gmail.com  
**Phone:** +496976895074





*Visit [www.nulea.com](http://www.nulea.com) for our 24/7  
live chat or send an email to  
[support@nulea.com](mailto:support@nulea.com) for support.*