


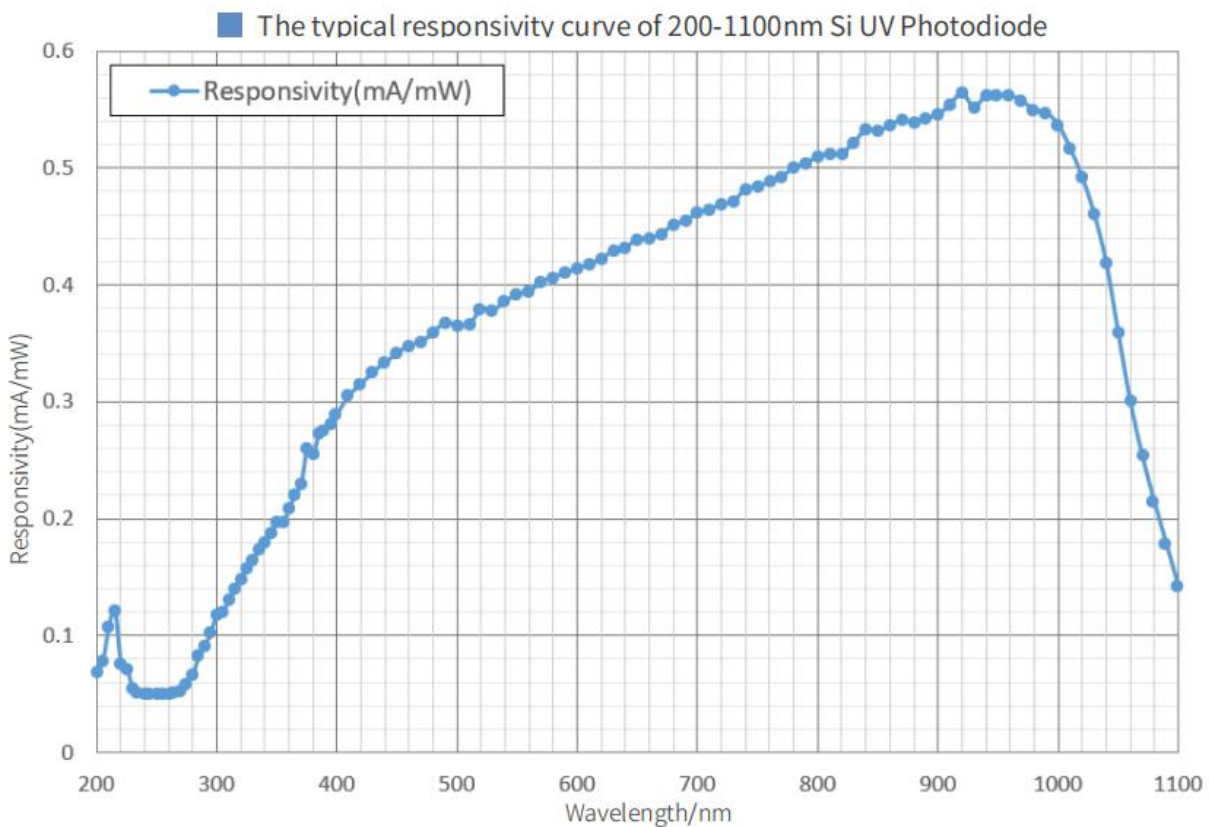


1201 Photodiode

PD2000

200 nm to 1100 nm Si PIN Photodiode

Picture	Part No.	Photosurface (mm)	Response Wavelength (nm)	Responsivity (mA/mW@nm)	Dark Current (pA@V)	Capacitance (pF@V)
	PD2000-1	1x1	200 to 1100	0.08@200 0.15@405 0.32@650 0.44@905 0.27@1064	0.2@0 20@-5	33@0 4.5@-5
	PD2000-2	1.2x1.2	200 to 1100	0.08@200 0.28@405 0.43@650 0.55@905 0.22@1064	0.2@0 100@-5	190@0 40@-5
	PD2000-3	3.2x3.2	200 to 1100	0.08@200 0.28@405 0.43@650 0.55@905 0.22@1064	1@0 200@-5	1500@0 300@-5



Order notes to our customers: The default parameters are as follows. For special needs, please contact sales.
1) Connector FC/APC, 900 um, 1 m by default for all devices except for high power devices.
2) Slow axis working, fast axis blocked, connector key is aligned to slow axis by default for PM devices.