Amphibious RC Car Instructions

Notice: Do not play the car fall from a height of 30cm or more to avoid damaging internal parts.

1.Battery installation instructions of hand-held remote control and RC car

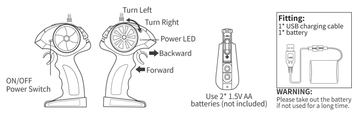

2.Water Spout

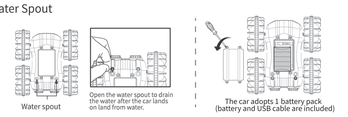

3.Operation of remote control

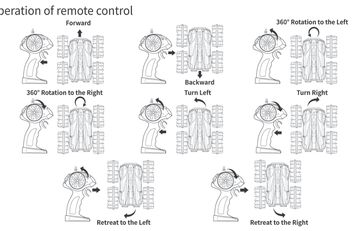

Instructions relatives aux wagons amphibies

Attention: ne faites pas tomber la voiture d'une hauteur de 30cm ou plus pour éviter d'endommager les parties internes.

1. Instructions d'installation de la batterie de télécommande manuelle voiture rc

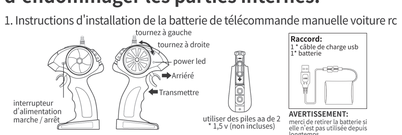

2. rejet d'eau

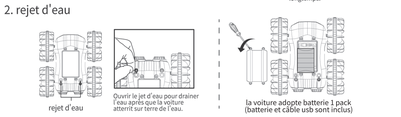

3. commande à distance

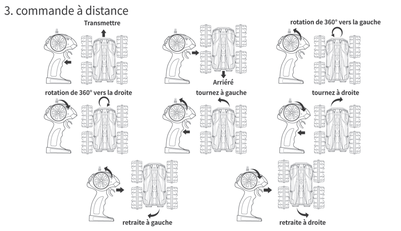

Istruzioni della Macchina Radiocomandata Amphibious

Avviso: non far cadere l'auto da un'altezza di 30 cm o più per evitare di danneggiare le parti interne.

1. Istruzioni per l'installazione della batteria nel telecomando portatile e nella macchina radiocomandata

2. Beccuccio dell'acqua

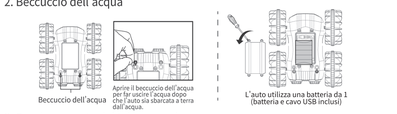

3. Funzionamento del telecomando

水陸両用ラジコンカー　取扱説明書

ご注意：高さ 30cm 超えのところで走行しないでください。落下や転落などによって本体内部の部品が損傷・故障する恐れがあります。

1. リモコン及び本体の電池の取り付け方

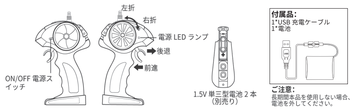

2. 排水口

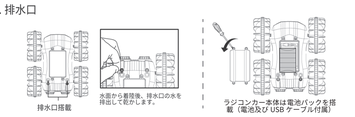

3. リモコンの使い方

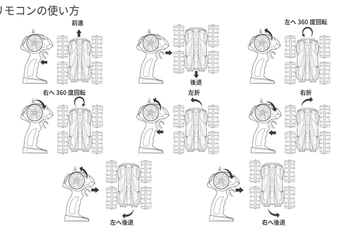

Instrucciones anfibias del coche de RC

Aviso: No haga que el coche caiga desde una altura de 30 cm o más para evitar dañar las partes internas.

1. Instrucciones de instalación de la batería del control remoto de mano y el de coche RC

2. Desagüe

3. Funcionamiento del mando a distancia

Amphibische RC Car Anweisungen

Hinweis: Lassen Sie das Fahrzeug nicht aus einer Höhe von 30 cm oder mehr fallen, um Schäden an den Innenteilen zu vermeiden.

1. Batterieeinbauanleitung für Handfernbedienung und RC-Car

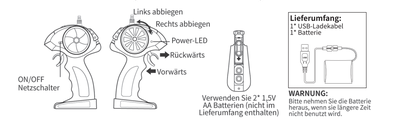

2. Wasserauslauf

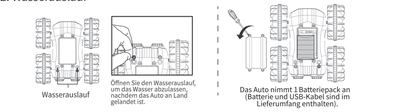

3.Bedienung der Fernbedienung

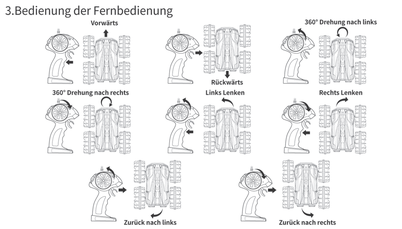

Amphibious RC Car Instructions

Notice: Do not play the car fall from a height of 30cm or more to avoid damaging internal parts.

1.Battery installation instructions of hand-held remote control and RC car

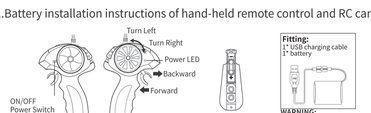

2.Water Spout

3.Operation of remote control

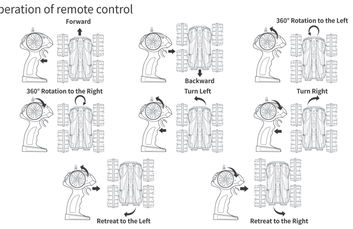

Instructions relatives aux wagons amphibies

Attention: ne faites pas tomber la voiture d'une hauteur de 30cm ou plus pour éviter d'endommager les parties internes.

1. Instructions d'installation de la batterie de télécommande manuelle voiture rc

2. rejet d'eau

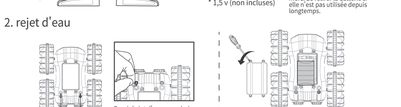

3. commande à distance

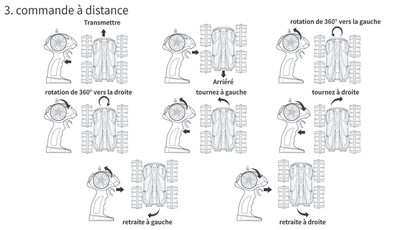

Istruzioni della Macchina Radiocomandata Amphibious

Avviso: non far cadere l'auto da un'altezza di 30 cm o più per evitare di danneggiare le parti interne.

1. Istruzioni per l'installazione della batteria nel telecomando portatile e nella macchina radiocomandata

2. Beccuccio dell'acqua

3. Funzionamento del telecomando

水陸両用ラジコンカー　取扱説明書

ご注意：高さ 30cm 超えのところで走行しないでください。落下や転落などによって本体内部の部品が損傷・故障する恐れがあります。

1. リモコン及び本体の電池の取り付け方

2. 排水口

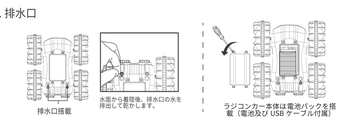

3. リモコンの使い方

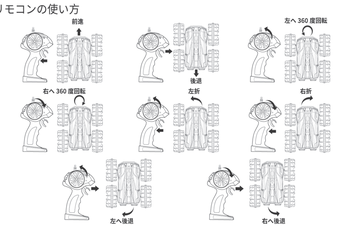

Instrucciones anfibias del coche de RC

Aviso: No haga que el coche caiga desde una altura de 30 cm o más para evitar dañar las partes internas.

1. Instrucciones de instalación de la batería del control remoto de mano y el de coche RC

2. Desagüe

3. Funcionamiento del mando a distancia

Amphibische RC Car Anweisungen

Hinweis: Lassen Sie das Fahrzeug nicht aus einer Höhe von 30 cm oder mehr fallen, um Schäden an den Innenteilen zu vermeiden.

1. Batterieeinbauanleitung für Handfernbedienung und RC-Car

2. Wasserauslauf

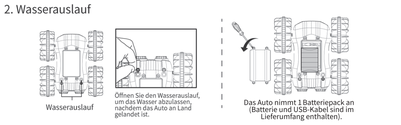

3.Bedienung der Fernbedienung

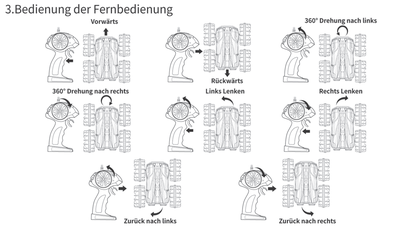

Amphibious RC Car Instructions

Notice: Do not play the car fall from a height of 30cm or more to avoid damaging internal parts.

1.Battery installation instructions of hand-held remote control and RC car

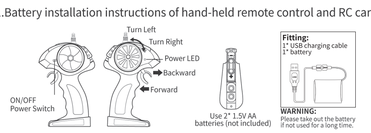

2.Water Spout

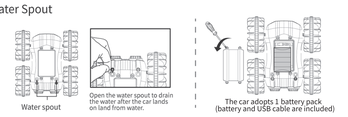

3.Operation of remote control

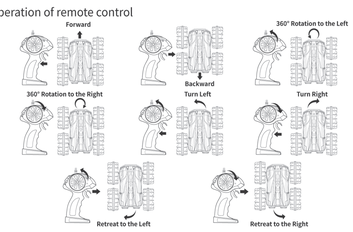

Instructions relatives aux wagons amphibies

Attention: ne faites pas tomber la voiture d'une hauteur de 30cm ou plus pour éviter d'endommager les parties internes.

1. Instructions d'installation de la batterie de télécommande manuelle voiture rc

2. rejet d'eau

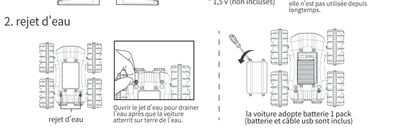

3. commande à distance

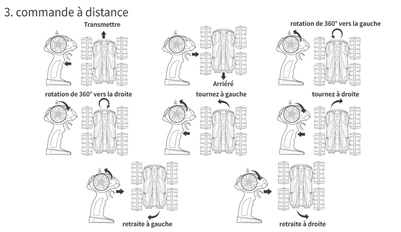

Istruzioni della Macchina Radiocomandata Amphibious

Avviso: non far cadere l'auto da un'altezza di 30 cm o più per evitare di danneggiare le parti interne.

1. Istruzioni per l'installazione della batteria nel telecomando portatile e nella macchina radiocomandata

2. Beccuccio dell'acqua

3. Funzionamento del telecomando

水陸両用ラジコンカー　取扱説明書

ご注意：高さ 30cm 超えのところで走行しないでください。落下や転落などによって本体内部の部品が損傷・故障する恐れがあります。

1. リモコン及び本体の電池の取り付け方

2. 排水口

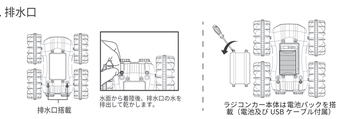

3. リモコンの使い方

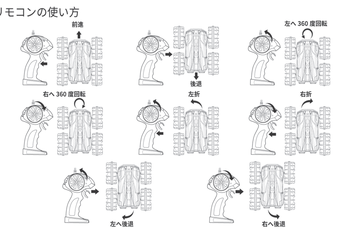

Instrucciones anfibias del coche de RC

Aviso: No haga que el coche caiga desde una altura de 30 cm o más para evitar dañar las partes internas.

1. Instrucciones de instalación de la batería del control remoto de mano y el de coche RC

2. Desagüe

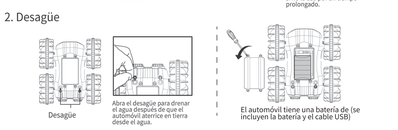

3. Funcionamiento del mando a distancia

Amphibische RC Car Anweisungen

Hinweis: Lassen Sie das Fahrzeug nicht aus einer Höhe von 30 cm oder mehr fallen, um Schäden an den Innenteilen zu vermeiden.

1. Batterieeinbauanleitung für Handfernbedienung und RC-Car

2. Wasserauslauf

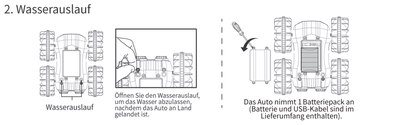

3.Bedienung der Fernbedienung

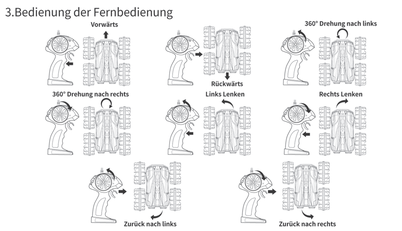

型号：3300094水陆车测■说明书　白翻 70克双胶　折页　3359张（明天2019.1.17）