

Operating Instructions

4) **Safety check:** After repairs or service, ask the servicer to perform safety checks to confirm that the unit is in proper working condition.

WARRANTY

If your product does not work properly because of a defect in materials or workmanship, our Company (referred to as "the warrantor") will, for the length of the period indicated as below, **(Parts(2)Year ,Labor(90) Days)** which starts with the date of original purchase ("Limited Warranty period"), at its option either(a) repair your product with new or refurbished parts, or (b) replace it with a new or a refurbished product. The decision to repair or replace will be made by the warrantor. During the "Labor" Limited Warranty period there will be no charge for labor.

During the "Parts" warranty period, there will be no charge for parts. You must mail-in your product during the warranty period. This Limited Warranty is extended only to the original purchaser and only covers product purchased as new. A purchase receipt or other proof of original purchase date is required for Limited Warranty service.

Mail-In Service

When shipping the unit carefully pack and send it prepaid, adequately insured and preferably in the original carton. Include a letter detailing the complaint and provide a day time phone and/or email address where you can be reached.

LIMITED WARRANTY LIMITS AND EXCLUSIONS

1) This Limited Warranty **ONLY COVERS** failures due to defects in materials or workmanship, and **DOES NOT COVER** normal wear and tear or cosmetic damage. The Limited Warranty **ALSO DOES NOT COVER** damages which occurred in shipment, or failures which are caused by products not supplied by warrantor, or failures which result from accidents, misuse, abuse, neglect, mishandling, misapplication, alteration, faulty installation, set-up adjustments, maladjustment of consumer controls, improper maintenance, power line surge, lightning damage, modification, or service by anyone other than a Factory Service center or other Authorized Servicer, or damage that is attributable to acts of God.

2) **THERE ARE NO EXPRESS WARRANTIES EXCEPT AS LISTED UNDER "LIMITED WARRANTY COVERAGE".THE WARRANTOR IS NOT LIABLE FOR INCIDENTAL OR CONSEQUENTIAL DAMAGES RESULTING FROM THE USE OF THIS PRODUCT, OR ARISING OUT OF ANY BREACH OF THIS WARRANTY.** (As examples, this excludes damages for lost time, cost of having someone remove or re-install an installed unit if applicable,

travel to and from the service, loss of or damage to media or images, data or other recorded content. The items listed are not exclusive, but are for illustration only.)

3) **PARTS AND SERVICE, WHICH ARE NOT COVERED BY THIS LIMITED WARRANTY, ARE YOUR RESPONSIBILITY.**

4

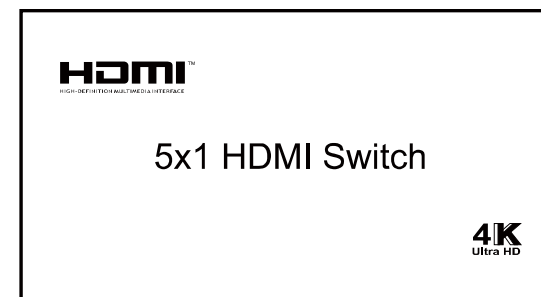
Operating Instructions

5x1 HDMI Switch with remote, Support

3D, 4K2K

Model: SX-SW04-4K2K

Operating Instructions



Dear Customer

Thank you for purchasing this product. For optimum performance and safety, please read these instructions carefully before connecting, operating or adjusting this product. Please keep this manual for future reference.

FEATURES

- Select one of 5 different HDMI Signal input sources and switch to 1 HDMI display.
- Manual or with remote controller to select input signals.
- Resolution reach up to 4k@60hz YUV 4:2:0.
- Support 36bit deep color display.
- Support High Definition Audio: Dolby TrueHD, DTS-HD Master Audio.
- Support Resolution up to Ultra HD 4Kx2K@30Hz, Full HD 1080p.
- Support CEC.
- Support 3D.

NOTICE

Our company reserves the right to make changes in the hardware, packaging and any accompanying documentation without prior written notice.

Operating Instructions

TABLE OF CONTENTS

- Specifications
- Package Contents
- Panel Descriptions
- Connecting and Operating
- Maintenance
- Product service
- Warranty

SPECIFICATIONS

Operating Temperature Range	-5 to +35°C(+23 to +95°F)
Operating Humidity Range	5 to 90%RH (No Condensation)
Input Video Signal	0.5-1.0 Volts P-P
Input DDC Signal	5 volts p-p(TTL)
Support Video format	4Kx2K/1080P/1080i/720P/576P/576i/480P/480i
Support Video Color Format	xv-YCC/deep color 36bit
Support Audio Format	DTS-HD Master Audio, Dolby true-HD etc.
Data transfer speed rate	10.2Gbps(Maximum)
Power consumption	1.5watts(Maximum)
Dimension (LxWxH)	115x62x25mm
Net Weight	212g

Note: Specifications are subject to change without notice. Mass and dimensions are approximate.

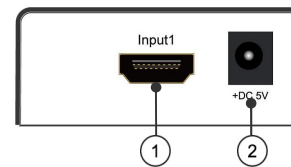
PACKING CONTENTS

- 1) Main Unit. Mini 5*1 HDMI switch
- 2) DC 5V1A Power Supply.
- 3) Operating Instructions,
- 4) Infrared Remote Controller

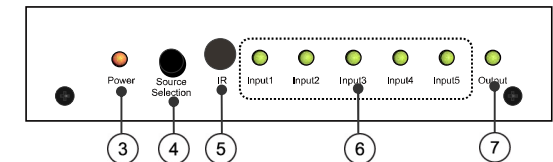
2

Operating Instructions

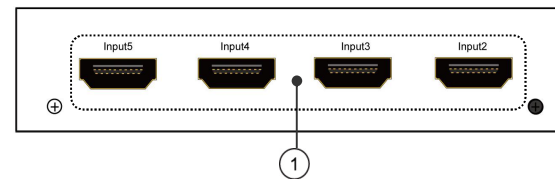
PANEL DESCRIPTIONS
Front Panel



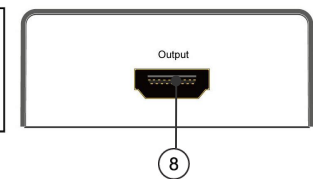
Right Panel



Back Panel



Right Panel



- 1) HDMI input ports
- 2) Power input
- 3) Indicator of Power input
- 4) Input Select Button
- 5) IR Receiver
- 6) Indicator of HDMI Input
- 7) Indicator of HDMI output.
- 8) HDMI output port

Connecting and Operating

1) Connect the HDMI signal sources (Such as PS3, STB etc) into HDMI input.

2) Connect the HDMI display device (such as: HD-LCD, HD-DLP) into HDMI output.

3) Connect 5V DC power to the HDMI Switch.

Attention: Insert/Extract cable gently

MAINTENANCE

Clean this unit with a soft, dry cloth. Never use alcohol, paint thinner or benzene to clean this unit.

PRODUCT SERVICE

1) **Damage requiring service:** The unit should be serviced by qualified service personnel if:

(a) The DC power supply cord or AC adaptor has been damaged;

(b) Objects or liquids have gotten into the unit;

(c) The unit has been exposed to rain;

(d) The unit does not operate normally or exhibits a marked change in performance;

(e) The unit has been dropped or the cabinet damaged.

2) **Servicing Personnel:** Do not attempt to service the unit beyond that described in these operating instructions. Refer all other servicing to authorized servicing personnel.

3) **Replacement parts:** When parts need replacing ensure the servicer uses parts specified by the manufacturer or parts that have the same characteristics as the original parts. Unauthorized substitutes may result in fire, electric shock, or other hazards.