




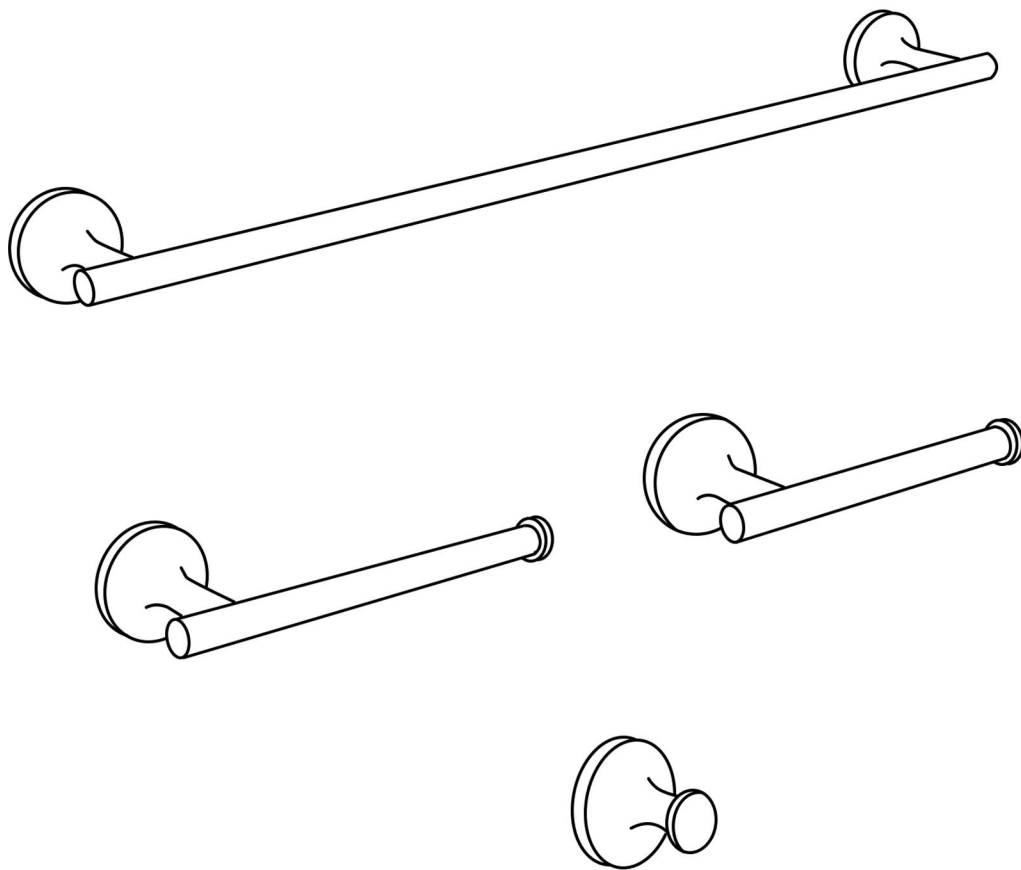


User's Manual





INSTALLATION INSTRUCTIONS

Installation Manual



RB0850

IAPMO RESEARCH AND TESTING, INC.
5001 East Philadelphia Street, Ontario, California 91761-2816 • (909) 472-4100 Fax (909) 472-4244 • www.iapmo.org

CERTIFICATE OF LISTING

 **C**

Effective Date: August 2013 Void After: August 2016

Product: Plumbing Fixture Fittings File No. 6737

Issued To: Keping Heart Cartridge Co., Ltd.
No. 28 Heliwan Dong Road,
Shilong Town,
Keping City, GUANGDONG
China

Identification: Plumbing supply fittings complying with this Standard shall be marked with the manufacturer's recognized name, trademark, or other mark or, in the case of private labeling, the name, trademark or other mark of the customer for whom the fitting was manufactured. The marking shall be accomplished by use of a permanent mark or by placing a permanent label on the product. Markings on plumbing supply fittings shall be visible after installation.

Single-handle, single-control, and automatic compensating mixing bath and shower valves shall have identifiable temperature control settings in which the settings are indicated by words ("cold", "warm", "hot", etc.), by numbers, or graphically.

Packages shall be marked with the manufacturer's name, trademark, or other mark as well as the model number or, in the case of private labeling, the name, trademark, or mark of the customer for whom the fitting was manufactured as well as the model number.




 

Chairman, Product Certification Committee CEO, The IAPMO Group




This listing period is based upon the last date of the month indicated on the Effective Date and Void After Date shown above. Any change in material, manufacturing process, marking or design without having first obtained the approval of the Product Certification Committee, or any violation of the requirements of this listing period may be made only by specific written permission of IAPMO Research and Testing, Inc. Any alteration of this certificate shall be grounds for revocation of the listing. This document shall be reproduced in its entirety.

IAPMO RESEARCH AND TESTING, INC.
5001 East Philadelphia Street, Ontario, California 91761-2816 • (909) 472-4100 Fax (909) 472-4244 • www.iapmo.org

CERTIFICATE OF LISTING

 **C**

The most updated information on this Certificate of Listing is available online at plb.iapmo.org

Effective Date: October 2016 -Rev. 11/28/2016- Void After: October 2017

Product: Flexible Water Connectors File No. 4955



Issued To: Yuhuan Jianglin Plumbing Hose & Parts Co., Ltd.
Fuchang Industry Zone
Yuhuan County
Chenjiang 317600,
China

Identification: Manufacturer's name or trademark and UPC® certification mark. Special note on label "For use with water in exposed locations only."


Characteristics: Flexible water connectors manufactured in various sizes, lengths and metal end fittings for hot or cold water applications that consist of an inner tube, which may or may not have an outer braided cover. Connectors are to be installed for use in accessible locations only and in accordance with the manufacturer's instruction, and the latest edition of the Uniform Plumbing Code.

Products listed on this certificate have been tested by an IAPMO R&T recognized laboratory. This recognition has been granted based upon the laboratory's compliance to the applicable requirements of ISO/IEC 17025.

Products are in compliance with the following code(s):
Uniform Plumbing Code (UPC®)

Chairman, Product Certification Committee CEO, The IAPMO Group



This listing period is based upon the last date of the month indicated on the Effective Date and Void After Date shown above. Any change in material, manufacturing process, marking or design without having first obtained the approval of the Product Certification Committee, or any violation of the requirements of this listing period may be made only by specific written permission of IAPMO Research and Testing, Inc. Any alteration of this certificate shall be grounds for revocation of the listing. This document shall be reproduced in its entirety.

IAPMO RESEARCH AND TESTING, INC.
5001 East Philadelphia Street, Ontario, California 91761-2816 • (909) 472-4100 Fax (909) 472-4244 • www.iapmo.org

CERTIFICATE OF LISTING

 **C**

The most updated information on this Certificate of Listing is available online at plb.iapmo.org

Effective Date: November 2016 -Rev. 3/1/2017- Void After: November 2017

Product: Plumbing Fixture Fittings File No. 4528

Issued To: Hegepeli Inc.
171 Mattatuck Heights
Mattatuck, CT 06705

Identification: Each fitting component shall bear permanent legible markings to identify the manufacturer. This marking shall be the trade name, trademark, or other mark known to identify the manufacturer. The product shall also bear all other markings required by the standard. The marking shall be located where it can be readily seen after installation is complete. The product or packaging shall also bear the UPC® certification mark.

Characteristics: Plumbing fixture fitting components to be installed in accordance with the manufacturer's instructions and the requirements of the latest edition of the Uniform Plumbing Code.

Products listed on this certificate have been tested by an IAPMO R&T recognized laboratory. This recognition has been granted based upon the laboratory's compliance to the applicable requirements of ISO/IEC 17025.

Products are in compliance with the following code(s):
Uniform Plumbing Code (UPC®)
National Plumbing Code of Canada

Chairman, Product Certification Committee CEO, The IAPMO Group

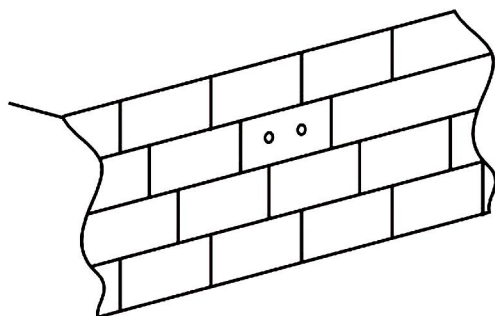


This listing period is based upon the last date of the month indicated on the Effective Date and Void After Date shown above. Any change in material, manufacturing process, marking or design without having first obtained the approval of the Product Certification Committee, or any violation of the requirements of this listing period may be made only by specific written permission of IAPMO Research and Testing, Inc. Any alteration of this certificate shall be grounds for revocation of the listing. This document shall be reproduced in its entirety.

INSTALLATION STEPS

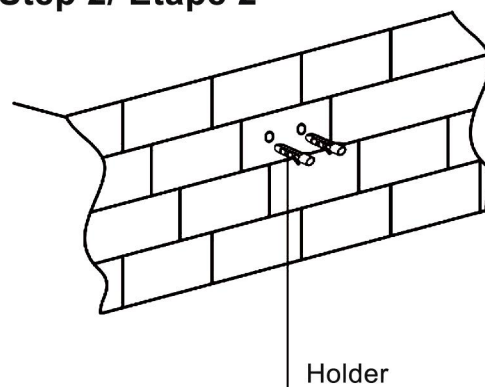
BATHROOM ACCESSORIES

Step 1/ Etape 1



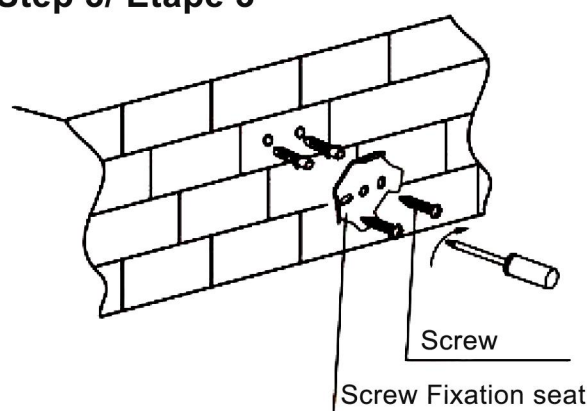
Refer to product size, drill 6mm holes on the appropriate position of wall surface.

Step 2/ Etape 2



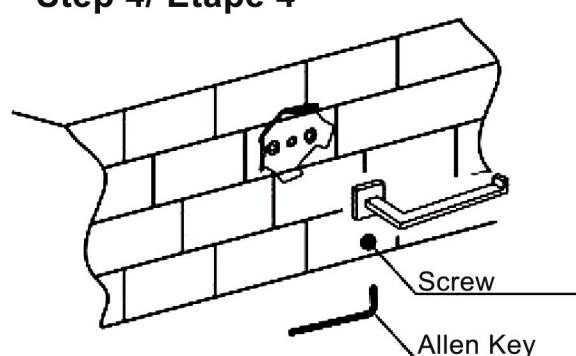
Hit holder into the hole.

Step 3/ Etape 3






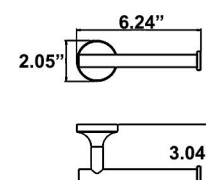
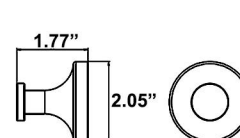
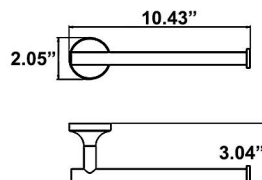

Use Cross screwdriver to tighten screw and fix bracket on the wall.

Step 4/ Etape 4



Finally, hang the main body to thrust on the wall, tighten screws with spanner, confirm installment is reliable

	Screw Vis 10 pcs		Holder Support 10 pcs		Allen Key Cle Allen 1 pcs
---	------------------------	---	-----------------------------	---	---------------------------------



CLEANING CARE

In order to keep the product surface beight, please keep offer or regularly to clean the product. Wash holder with clean water ,and wipe with soft cotton cloth.

Avold using cleaning power ,harsh cleaning chemicals ,brushes ,and cloth with coarse surface to prevent scrtching and corrosion.

Do not use acidic cleaning agents for washing the product as it may cause corrosion on the surfaceoffaucet in contact with harmful acidic agents.

Please feel free to contact us if you have any questions. We will help to solve the issue together with you. OUR EMAIL: services@rbrohant.com



Service Contact:
+1(801) 800-9309
services@rbrohant.com

Made in China