

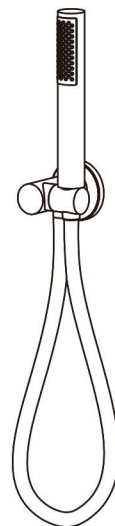
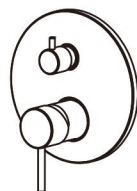
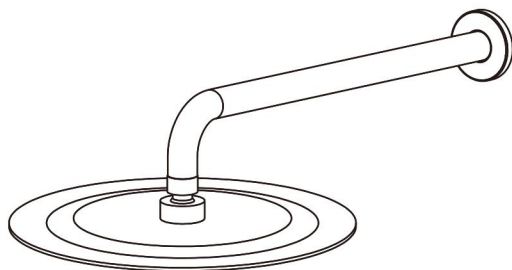


User's Manual



INSTALLATION INSTRUCTIONS

Installation Manual



RB0822

IAPMO RESEARCH AND TESTING, INC.
5001 East Philadelphia Street, Ontario, California 91761-2816 • (909) 472-4100 Fax (909) 472-4244 • www.iapmo.org

ANSI **IAPMO R&T** **UPC**

CERTIFICATE OF LISTING

Effective Date: August 2013 Void After: August 2016

Product: Plumbing Fixture Fittings File No. 6737

Issued To: Keping Heart Cartridge Co., Ltd.
No. 28 Heliwan Dong Road,
Shilong Town,
Keping City, GUANGDONG
China

Identification: Plumbing supply fittings complying with this Standard shall be marked with the manufacturer's recognized name, trademark, or other mark or, in the case of private labeling, the name, trademark or other mark of the customer for whom the fitting was manufactured. The marking shall be accomplished by use of a permanent mark or by placing a permanent label on the product. Markings on plumbing supply fittings shall be visible after installation.

Single-handle, single-control, and automatic compensating mixing bath and shower valves shall have identifiable temperature control settings in which the settings are indicated by words ("cold", "warm", "hot", etc.), by numbers, or graphically.

Packages shall be marked with the manufacturer's name, trademark, or other mark as well as the model number or, in the case of private labeling, the name, trademark, or mark of the customer for whom the fitting was manufactured as well as the model number.

David McHenry
Chairman, Product Certification Committee

Ross Chomay
CEO, The IAPMO Group

This listing period is based upon the last date of the month indicated on the Effective Date and Year after Date shown above. Any change in material, manufacturing process, marking or design without having first obtained the approval of the Product Certification Committee, or any extension of the listing period, shall be subject to the approval of the Product Certification Committee. Any extension of the listing period shall be subject to the approval of the Product Certification Committee. Any extension of the listing period shall be subject to the approval of the Product Certification Committee.

IAPMO RESEARCH AND TESTING, INC.
5001 East Philadelphia Street, Ontario, California 91761-2816 • (909) 472-4100 Fax (909) 472-4244 • www.iapmo.org

ANSI **IAPMO R&T** **UPC**

CERTIFICATE OF LISTING

Effective Date: October 2016 -Rev. 11/28/2016- Void After: October 2017

Product: Flexible Water Connectors File No. 4955

Issued To: Yuhuan Jianglin Plumbing Hose & Parts Co., Ltd.
Futong Industry Zone
Yuhuan County
Chengling 317600,
China

Identification: Manufacturer's name or trademark and UPC certification mark. Special note on label "For use with water in exposed locations only."

Characteristics: Flexible water connectors manufactured in various sizes, lengths and metal end fittings for hot or cold water applications that consist of an inner tube, which may or may not have an outer braided cover. Connectors are to be installed for use in accessible locations only and in accordance with the manufacturer's instruction, and the latest edition of the Uniform Plumbing Code.

Products listed on this certificate have been tested by an IAPMO R&T recognized laboratory. This recognition has been granted based upon the laboratory's compliance to the applicable requirements of ISO/IEC 17025.

Products are in compliance with the following code(s):
Uniform Plumbing Code (UPC)

David McHenry
Chairman, Product Certification Committee

Ross Chomay
CEO, The IAPMO Group

This listing period is based upon the last date of the month indicated on the Effective Date and Year after Date shown above. Any change in material, manufacturing process, marking or design without having first obtained the approval of the Product Certification Committee, or any extension of the listing period, shall be subject to the approval of the Product Certification Committee. Any extension of the listing period shall be subject to the approval of the Product Certification Committee. Any extension of the listing period shall be subject to the approval of the Product Certification Committee.

IAPMO RESEARCH AND TESTING, INC.
5001 East Philadelphia Street, Ontario, California 91761-2816 • (909) 472-4100 Fax (909) 472-4244 • www.iapmo.org

ANSI **IAPMO R&T** **UPC**

CERTIFICATE OF LISTING

Effective Date: November 2016 -Rev. 3/1/2017- Void After: November 2017

Product: Plumbing Fixture Fittings File No. 4528

Issued To: Hegepeli Inc.
171 Mattatuck Heights
Middletown, CT 06455

Identification: Each fitting component shall bear permanent legible markings to identify the manufacturer. This marking shall be the trade name, trademark, or other mark known to identify the manufacturer. The product shall also bear all other markings required by the standard. The marking shall be located where it can be readily seen after installation is complete. The product or packaging shall also bear the UPC certification mark.

Characteristics: Plumbing fixture fitting components to be installed in accordance with the manufacturer's instructions and the requirements of the latest edition of the Uniform Plumbing Code.

Products listed on this certificate have been tested by an IAPMO R&T recognized laboratory. This recognition has been granted based upon the laboratory's compliance to the applicable requirements of ISO/IEC 17025.

Products are in compliance with the following code(s):
Uniform Plumbing Code (UPC)
National Plumbing Code of Canada

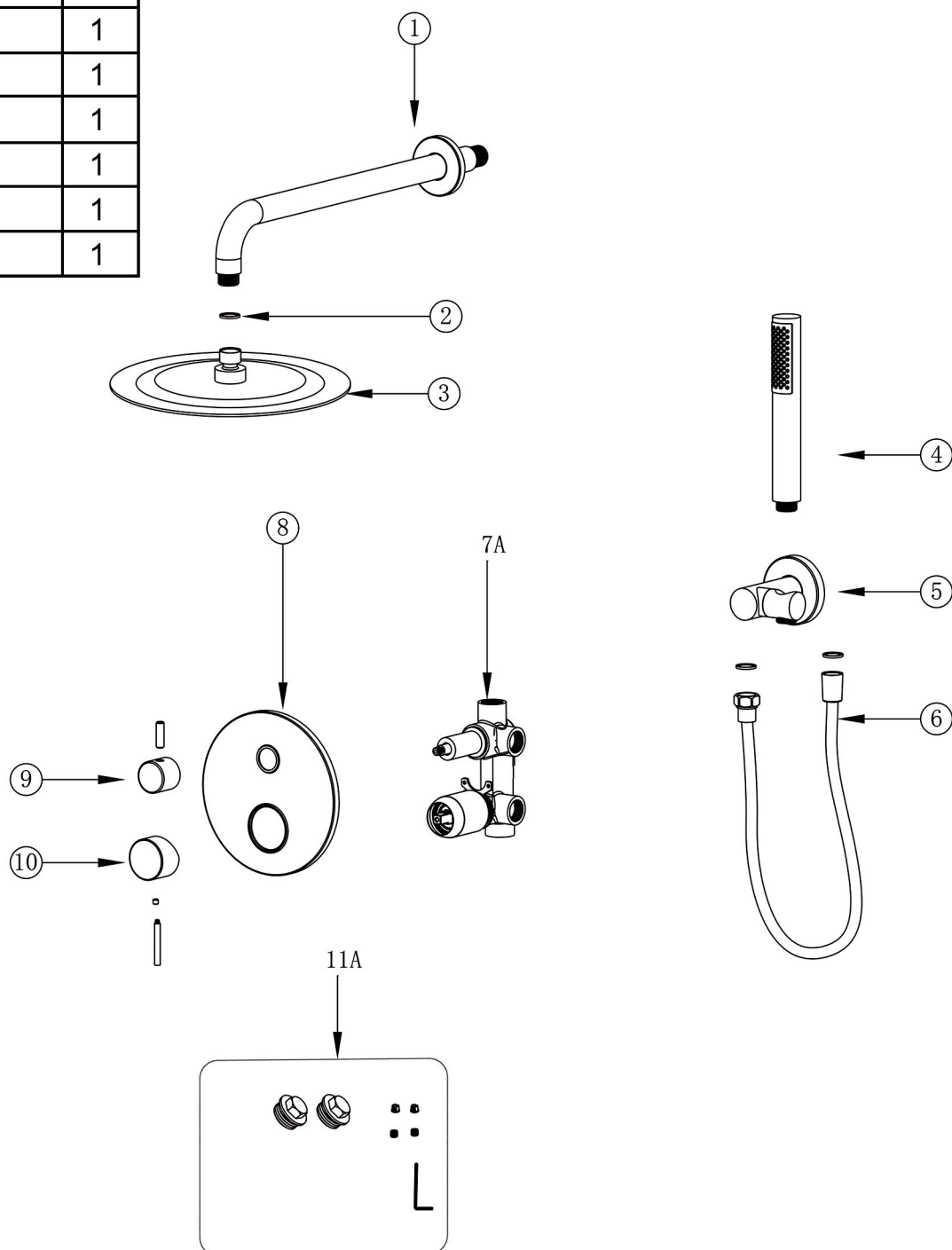
Tom Collins
Chairman, Product Certification Committee

Ross Chomay
CEO, The IAPMO Group

This listing period is based upon the last date of the month indicated on the Effective Date and Year after Date shown above. Any change in material, manufacturing process, marking or design without having first obtained the approval of the Product Certification Committee, or any extension of the listing period, shall be subject to the approval of the Product Certification Committee. Any extension of the listing period shall be subject to the approval of the Product Certification Committee. Any extension of the listing period shall be subject to the approval of the Product Certification Committee.

BEFORE INSTALLATION

NO.	Item	Qty
1	Shower arm	1
2	O-ring	3
3	Shower head	1
4	Hand shower	1
5	Hand shower bracket	1
6	Shower hose	1
7A	Main body	1
8	Trim plate	1
9	Diverter	1
10	Handle	1
11A	Accessory bag	1



Check accessories

Standard List of Accessories:

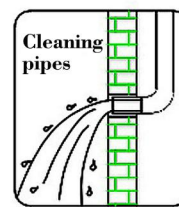
When you open the product packaging, please check whether the objects in it are consistent with the main body and accessories you purchased. If there is any inconsistency, please contact our company or our distributor.

INSTALLATION STEPS

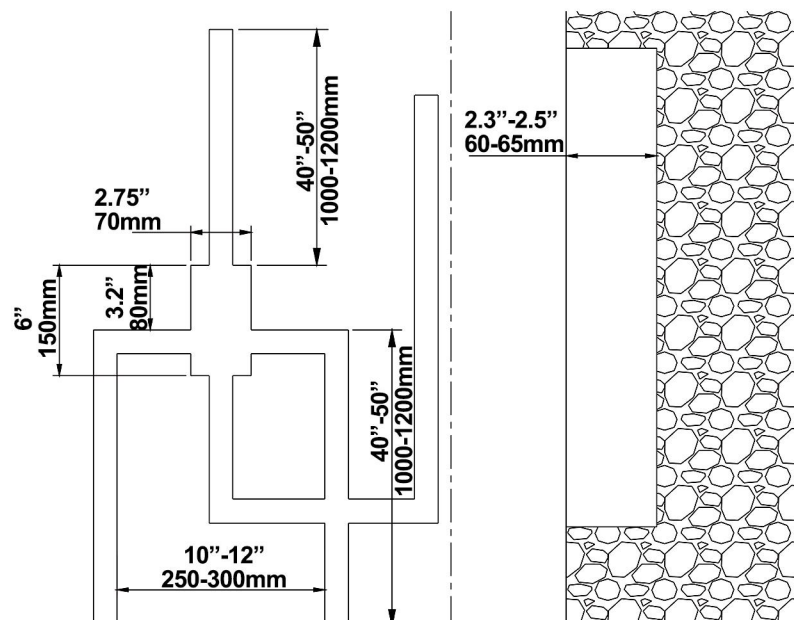
This product has been inspected and debugged by the factory to the best condition. Please do not disassemble and assemble it yourself.



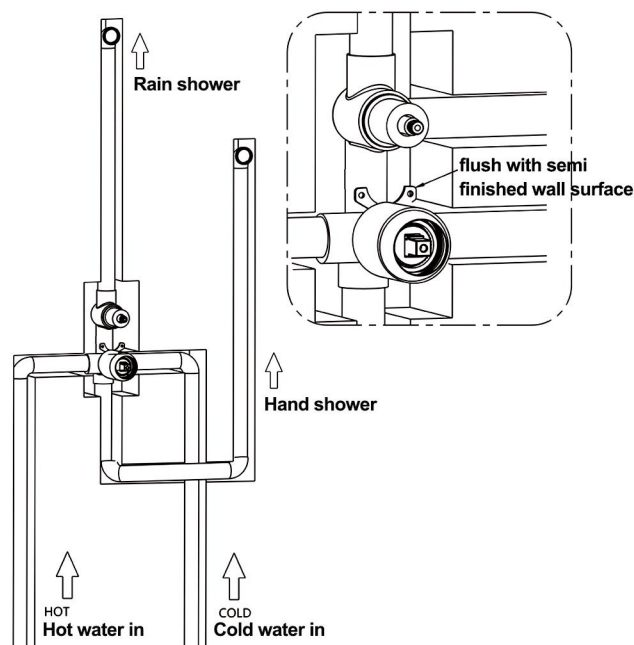
Before installing the faucet, please be sure to remove sundries and sludge from the water pipe to prevent sundries from blocking the faucet.



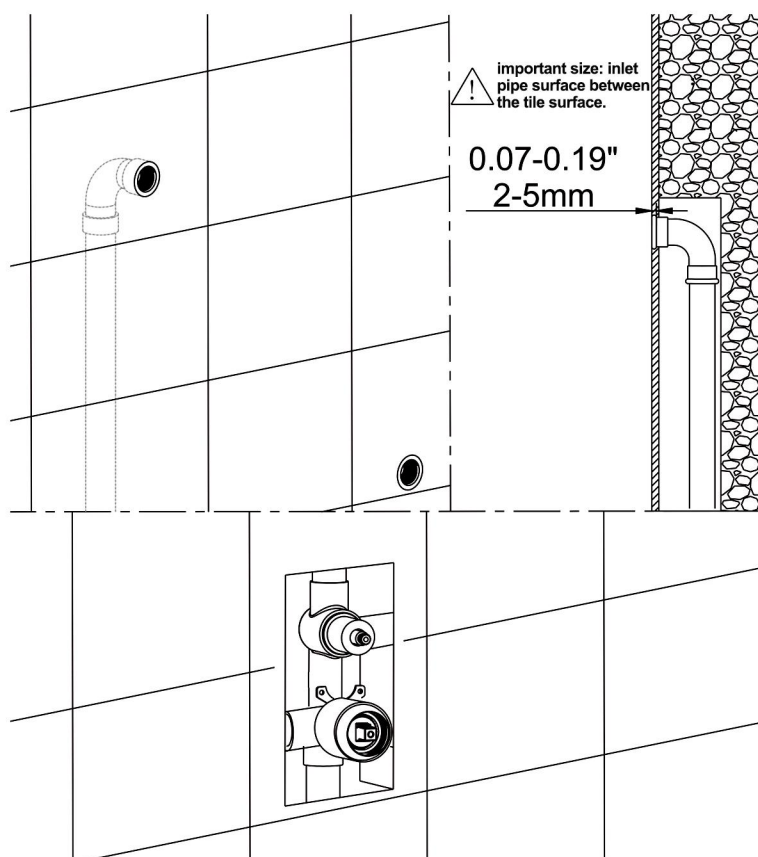
1. Dig pipe grooves for pre-burying pipes.



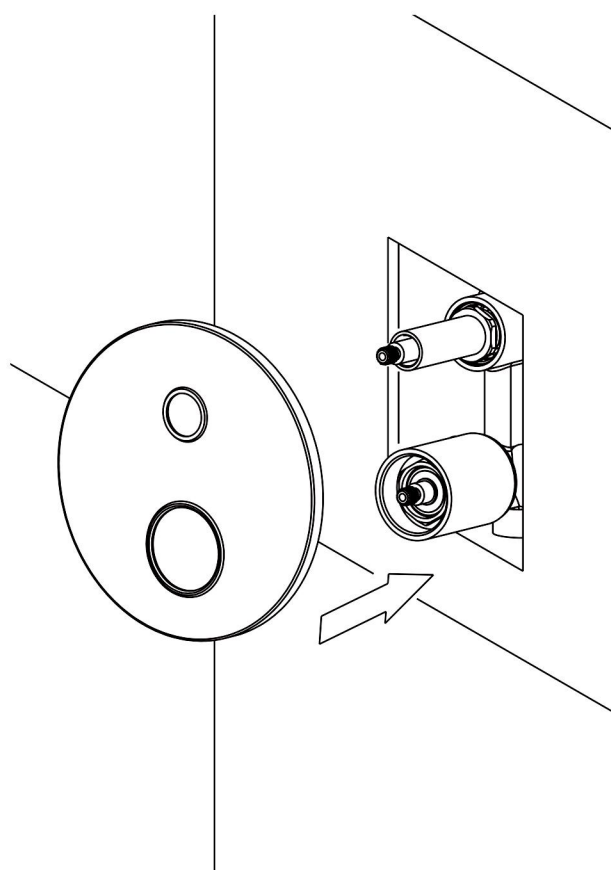
2. Install main body and inlet pipe.



3. Inlet pipe surface slightly below the tile surface/finished wall surface.

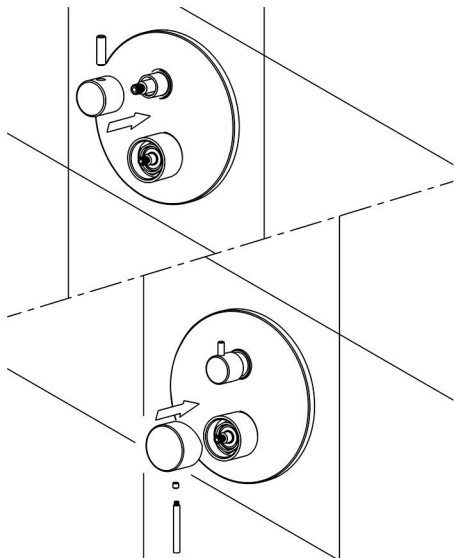


4. Install the trim plate

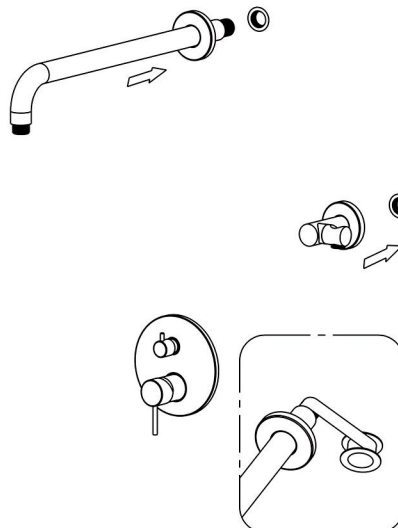


INSTALLATION STEPS

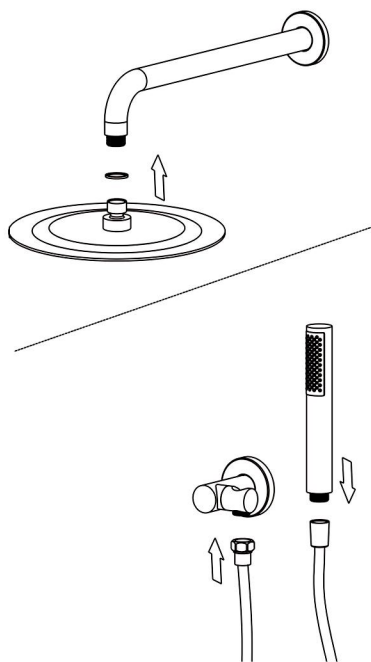
5. Install diverter and handle.



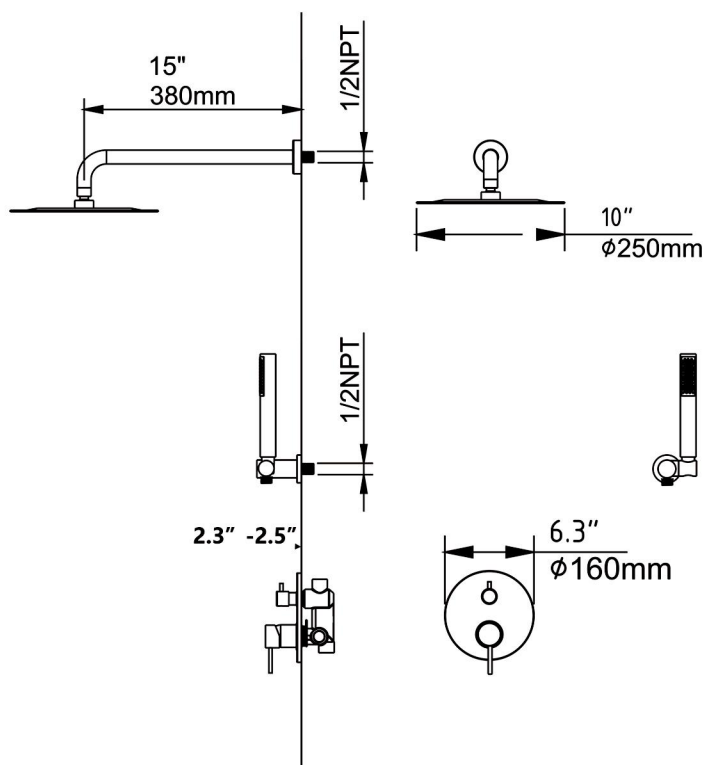
6. Install shower arm and hand shower bracket (wrap the PTFE tape on the thread).



7. Install shower head and hand shower Finished.



8. Size image.



CLEANING CARE

In order to keep the appearance of faucet clean, bright and good performance, please take care of the faucet as follows;

1. Rinse with water only and dry with soft cotton cloth;
2. Use mild liquid and colorless glass cleaner to remove surface dirt and scale film, or use polish without abrasive effect;
3. Do not use abrasive detergent, polish, emery cloth, paper towel or scraper, etc.;
4. Do not use acid cleaner, or cleaner and soap with insoluble gran etc.;
5. In the process of use, mud may accumulate in the bubbler and make the water flow slow, The bubbler can be unscrewed, rinsed with water, and then installed back in place.



Please feel free to contact us if you have any questions. We will help to solve the issue together with you. OUR EMAIL: services@rbrohant.com



Service Contact:
+1(801) 800-9309
services@rbrohant.com

Made in China