

Sinocare Digital Fat Scale(Instructions OKOK Bluetooth Scale APP) English

E-mail : support@sinocare.com

1. Download (okok.international)

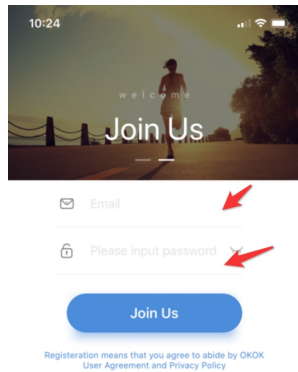
Scan the QR code below.



Selection of Apple phone "Download iOS version",
"Android phone" select "Download Android version"
(Make sure to download the international version)

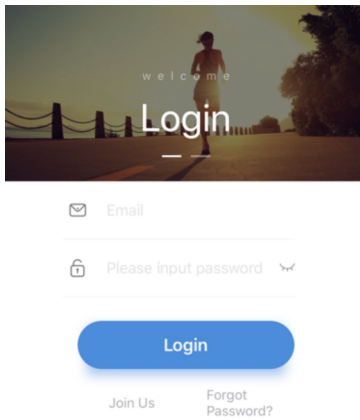
2. Register

Click the registration button to enter the registration interface, enter the mailbox, password, access code, click Registration, settings for user name and personal information.



3. Log in

Enter the registered email address and correct password.
Click on Login.



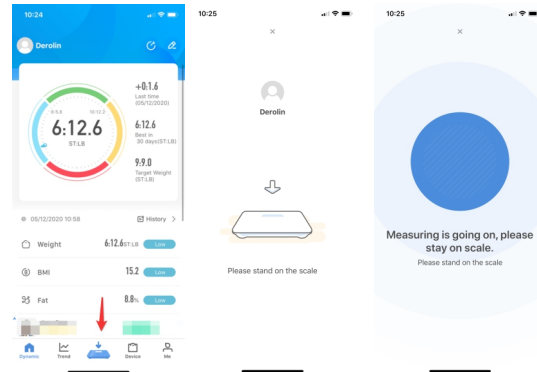
4. Binding scale

The two entries go to the binding scale interface:

4.1 A sign of weight movements

4.2 Slide the side slider in the settings - my device - combines Bluetooth scales

Weigh above, the user interface displays this message, compares and balances the number, click OK. The link can connect the Bluetooth scale. If you think that the search scale is not your foot scale, you can click on the search again



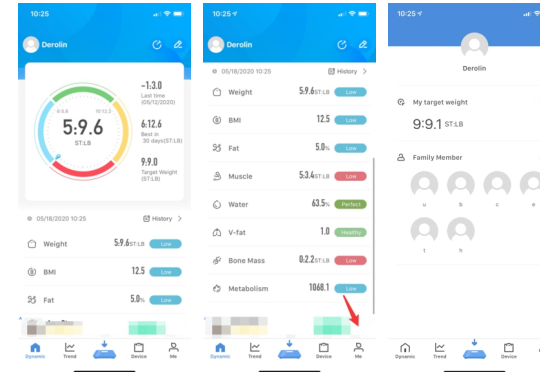
5. Weight dynamics

5.1 Add weight manually

Click "+" in the dynamic body area and manually add the dynamic weight data. Click OK to display the user and select whether the weight is dynamic or not. Then, you can add a family member

5.2 Weight information is recorded in real time

Bind the Bluetooth scales directly after weighing, weight at the middle of the dial will prompt a change in weight, and prompts the user device is connected, please remain motionless, while data transmission between the device and the APP, the data is automatically written to the dynamic weight, and measured fat information, BMI equivalent



Click on the indicators, you can tap the indicators to see the indicators of the test details and you can drag back and forth to see the details of each index.

6. My team

Connect the device

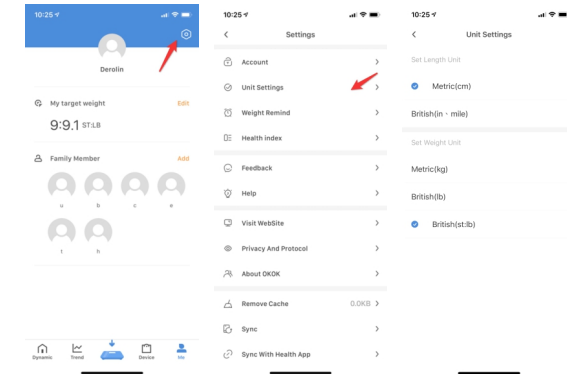
You can view the supplier information of the link device

You can pair the device and pair the new Bluetooth scales again



6.1 Device settings

You can configure the length and weight units that affect the display of measurement reports and the connection interfaces for trend reports.



7. Comments

You can send feedback to the official Sinocare store

7.1 Data protection and protocols

You can check the data protection and protocol of the Bluetooth scale

7.2 Information on the OKOK application

You can view the current version number and copyright information, and check for updates

8. Customer service:

If you have any questions, do not hesitate to contact us.
The service e-mail is: [support@sinocare.com]