

DC-02

USER'S MANUAL

Please read this user manual carefully before use.

Input voltage: 5V \pm 0.5V

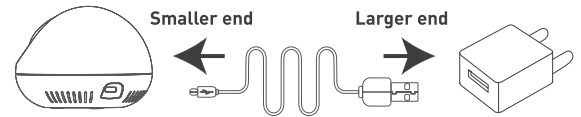
Input current: \leq 500mA

Sterilization time: 15 minutes

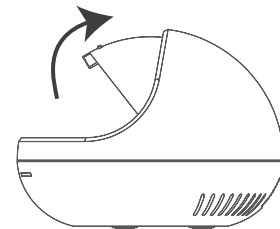
Drying time: 3 hours

1 Connect the power

- Plug the smaller end into the charging port of the base.
- Plug the larger end with the provided adaptor.
- Plug the adaptor into a power outlet.

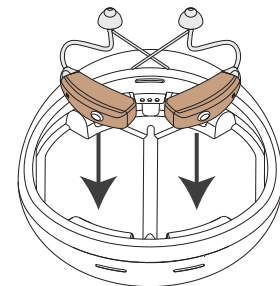


2 Open the case

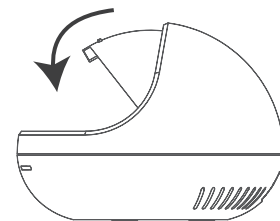


3 Place the hearing instrument

- The end with dome of the instrument face and near the light for better sterilization.
- Place the instrument in the case.

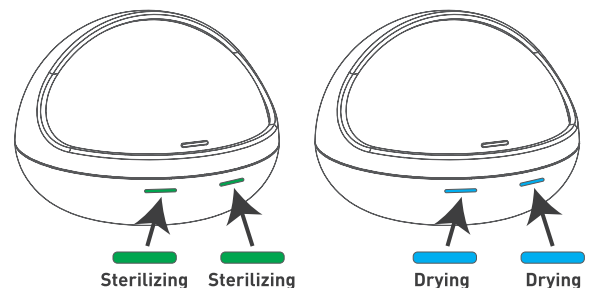


4 Close the case to start drying



5 Indicator

- When the case was closed, it will turn on the UV light and start sterilization for 15 minutes.
- After 15 minutes sterilization, it will start drying for 3 hours.



NOTE

- If the case is not closed, the sterilization will not start.
- Once you open the case during sterilization, the process will restart and lasts 15 minutes.