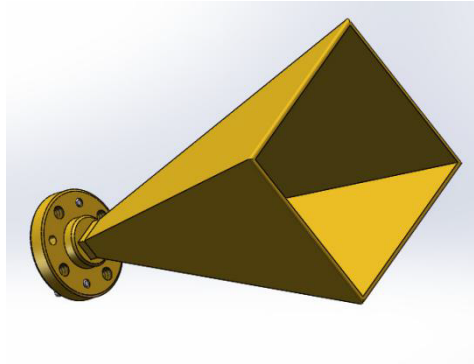
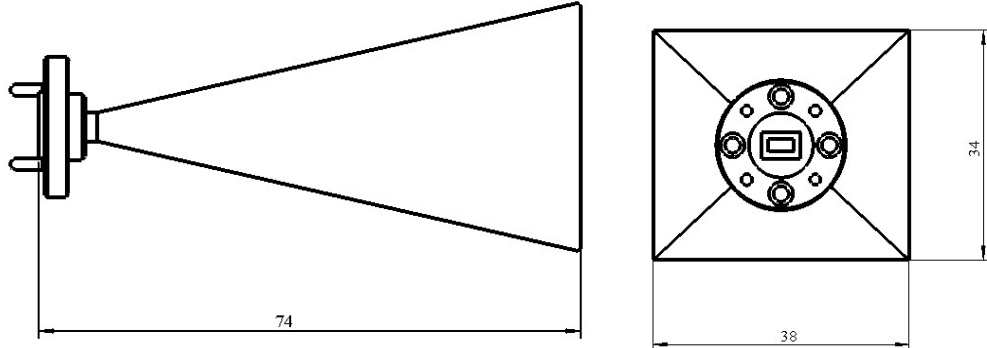


Antenna Structure Diagram



Mechanical Specifications

Overall Weight	55g
Material	Copper, gold-plating
Colour	Yellow
Connector	UG-385/U Round Cover Flange
Overall Size	38mm × 34mm × 74mm

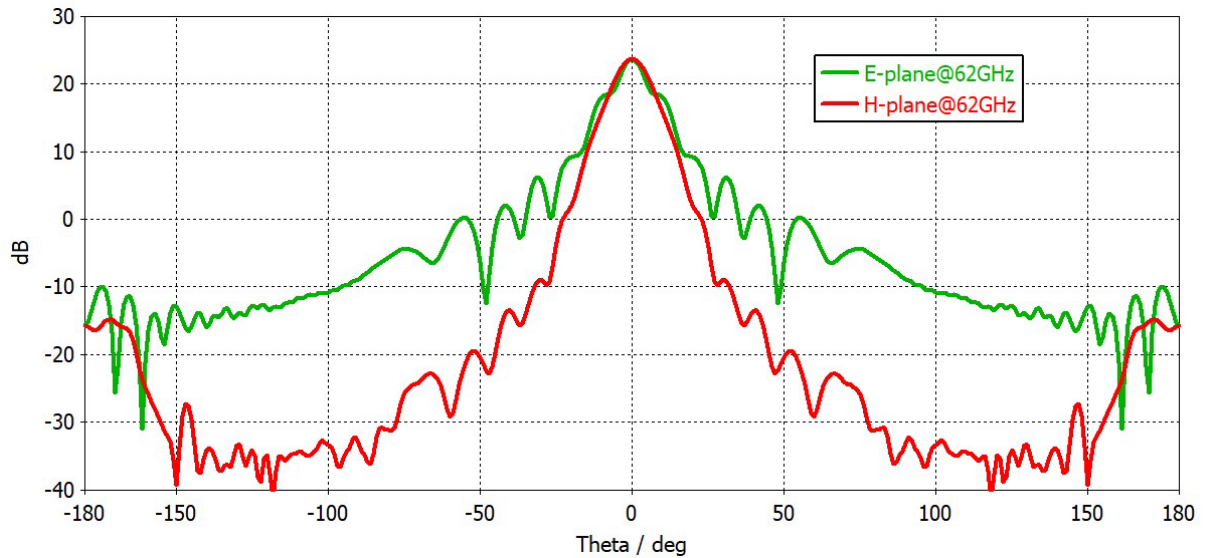
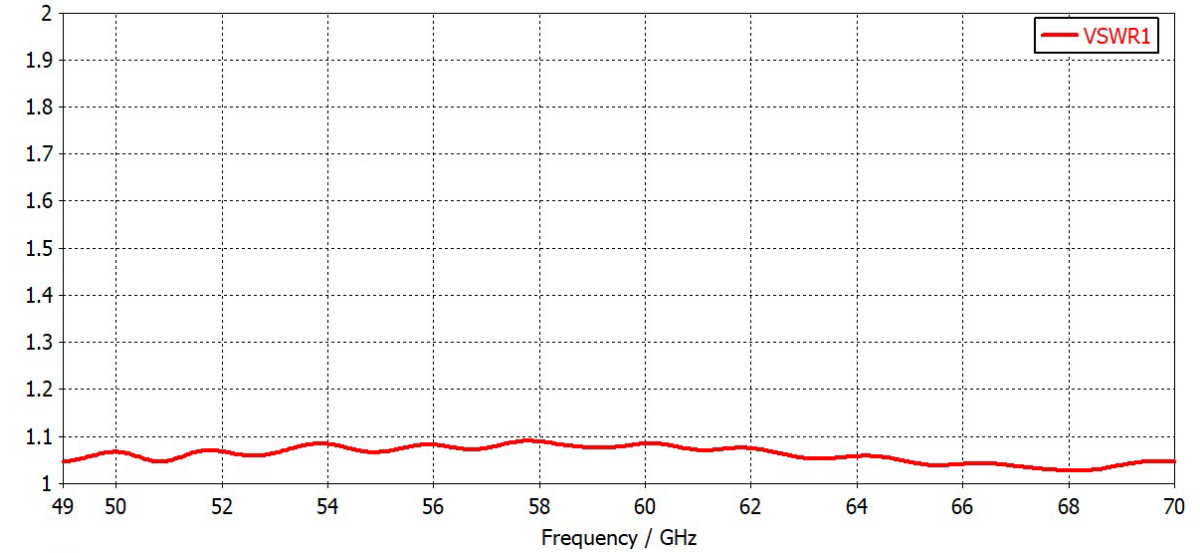
Electrical Specifications

Impedance	50 Ω		
Frequency	48-67GHz		
Return Loss/VSWR	≤1.15		
Polarization Mode	Liner polarization		
		Beam-width	
Frequency	Gain	E-plane	H-plane
50GHz	24.1 dB	10.7°	13.4°
60GHz	23.8 dB	10.3°	12.2°
67GHz	24.0 dB	10.0°	11.8°

Environmental Data

Working Temperature Range -40°C to +65°C

Voltage Standing Wave Ratio (VSWR)



While the information has been carefully compiled to the best of our knowledge, nothing is intended as representation or warranty on our part and no statement herein shall be construed as recommendation to infringe existing patents. In the effort to improve our products, we reserve the right to make changes judged to be necessary.