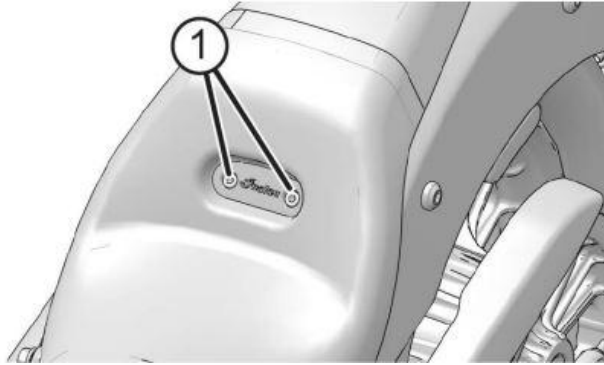


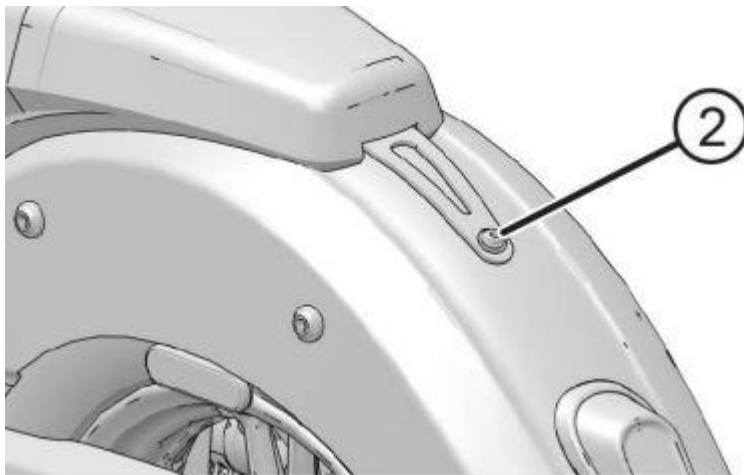
Model Year 2020+ Scout Models

To remove the seat:

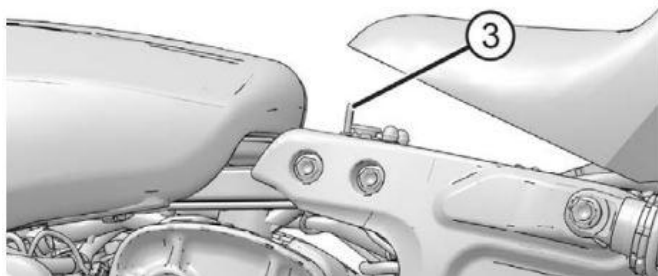
1. Remove the bolts on the back of the seat (1) using the uni-tool included in the tool kit.



2. Remove the bolt behind the seat (2) using the included uni-tool.



3. Grasp the front edge of the seat and pull upward abruptly to disengage the seat base grommet from the seat mount stud (3).



To reinstall the seat, reverse the removal process.