

Vlogger Kit 2 >>> User Manual

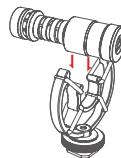
Thank you for choosing SYNCO product.
Please read this manual carefully before use and follow all instructions mentioned herein.

Caring For Your SYNCO Product

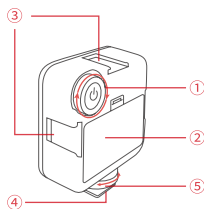
- Please keep the product in a dry, clean, dust-free environment.
- Keep corrosive chemicals, liquids and heat source away from the product to prevent mechanics damage.
- Use only a soft and dry cloth for cleaning the product.
- Malfunction may be caused by dropping, impact of external force.
- Do not attempt to disassemble the product. Doing so voids warranty.
- Please have the product checked or repaired by authorized technicians if any malfunctions happened.
- Failure to follow all the instructions may result in mechanics damage.
- Warranty does not apply to human errors.

Microphone Usage

Insert the microphone body into the shock mount. Make sure it is secure and well-balanced.



Video Light Instructions



① Power & Adjustment Dial

Turn the dial to the right to turn the light on and left to turn the light out.
When the light is on, rotate the dial to adjust light effect.

② Battery Cover

Please place two AA batteries inside the light before use, and remove the batteries for storage.

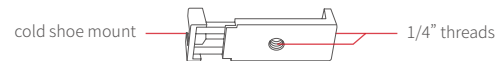
③ Cold Shoe Mount

④ 1/4" Screw Hole

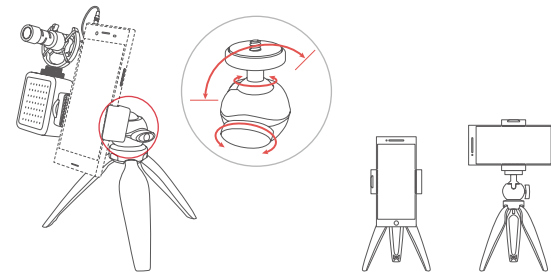
⑤ Cold Shoe

Kit Installation

The phone holder provides one cold shoe mount and two 1/4" threads for attaching microphone or video light, and tripod.



1. Attach the phone holder to the tripod via the 1/4" threads.
2. Unscrew the knob beside the tripod to adjust the filming angle.
3. Fasten the knob to fix the phone holder.
4. Place the smartphone into the clamp and adjust it.
5. Install the video light on the phone holder via the cold shoe mount.
6. Fix the microphone to the cold shoe mount on the video light.
7. Connect the microphone with your phone via the 3.5mm TRRS phone cable.



Specifications

Microphone

Transducer	Condenser
Polar Pattern	Cardioid
Frequency Response	100Hz-20KHz/ ±3dB
Signal/Noise	>60dB
Max. SPL	130dB@1KHz, 1%THD
Sensitivity	-35dB re 1 Volt/pasal(18.00mV@94dB SPL) +1/-2dB@1KHz
Power Requirement	Plug-in Power
Connector	3.5mm TRS/3.5mm TRRS
Dimensions	Φ21.5x 72mm
Net Weight	35g

Video Light

Color Temperature	5000K
Power	5.5W
Power Requirement	2* AA Batteries

Phone Holder

Material	Plastic
Color	Black
Dimension	7.5 x 3.5 x 2.5cm
Clamp Range	5.5-8cm
Net Weight	35g

Warranty

Warranty Period

Thank you for purchasing SYNCO products.

1. Customers are entitled to free replacement or repair service in case of quality defect(s) found in the product under normal use within 30 days upon receipt of the product.

2. Original SYNCO products are entitled to **12-month** limited warranty service.

The warranty period begins on the date of purchase of brand new, unused products by the first end-user.

Within the warranty period, if product defect or failure is attributable to material defect or technological problem, the defective product or defective part will be repaired or replaced without charge (service and materials fee).

Warranty Exclusions and Limitations

- Faults resulted from inappropriate use of a product without following its operation specification
- Artificial damage, e.g. crash, squeeze, scratch, or soaking
- Modifications to a product by its user or a third party without prior written consent of SYNCO, e.g. replacement of element or circuit, label alteration
- The code on product is inconsistent with that of warranty certificate, or the code on the product or warranty certificate is altered or torn off
- All consumable accessory attached to a product, like cable, wind muff, battery
- Faults as a result of force majeure, such as fire, flood, lightning, etc.

Warranty Claim Procedure

- If failure or any problem occurs to your product after purchase, please contact a local agent for assistance, or you can always contact SYNCO's customer service through email at support@syncoaudio.com.
- Please retain your sales receipt and warranty certificate as proof of purchase. If any of these documents is missing, only sales return or chargeable service will be provided.
- If the SYNCO product is out of the warranty coverage, the service and the parts cost will be charged.

Guangzhou Zhiying Technology Co., Ltd

📍 Block 15th, No.200 Fangcun Avenue East, Liwan District, Guangzhou, China, 510000

✉ support@syncoaudio.com

🌐 www.syncoaudio.com

🌐 <https://www.facebook.com/syncomicrophones>

WARRANTY CERTIFICATE

Please register your warranty. Meanwhile, you are welcomed to contact us via Email: support@syncoaudio.com

USER INFORMATION	Customer Name:
	Phone Number:
	Email:
SALES INFORMATION	Address:
	Sales Date:
	Model:
	Product Code:
REPAIR RECORD	Dealer:
	Service Date:
	Technician:
	Issue:

RESULT

Solved

Unsolved

Returned(Replaced)

