

# Metal ButtonΦ19

Qrefit your machine in a easy way



## AP19B Series Metal Button

### GENERAL

1. Installation dimensions: Φ19mm.
2. Head shape: flat round、high round.
3. Wiring mode: pin terminal.
4. Operation: momentary,maintained,illuminated,emergency, selector switch,key-lock selector switch.
5. Contact: 1NO1NC/2NO2NC.
6. IP Degree: The button is IP65 by default; the emergency push button, selector and key-lock selector switch are IP40 by default;  
(the emergency push button can be customized to IP65)
7. The material of Keypad: stainless steel,aluminum alloy.
8. The material of shell: chrome plating of brass,stainless steel, aluminum alloy plating.
9. The material of base: PA66,PBT.

### LAMP SPECIFICATIONS

Lamp type	Two-way LED lamp	
Rated voltage	AC/DC 3V	AC/DC 6V
	AC/DC 12V	AC/DC 24V
	AC/DC 36V	AC/DC 48V
	AC/DC 110V	AC/DC 220V
Lamp color	R ● G ● Y ● B ● W ○	
Life	≥40000h	

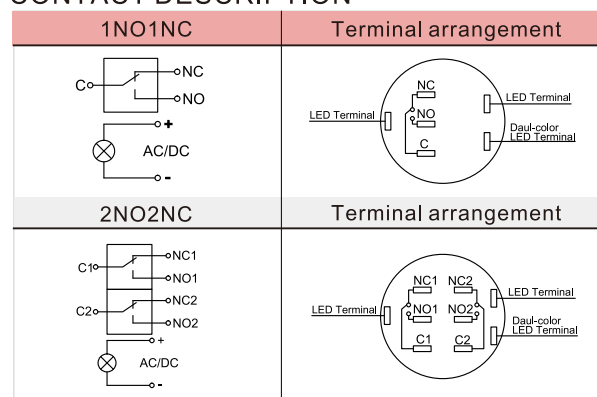
### SWITCH RATING

Rated voltage(Ue)		12V	24V	110V	220V	
Rated current (Ie)	AC-15 50/60Hz	Resistive load	5A	5A	5A	3A
		Inductive load	5A	5A	3A	2A
	DC-13	Resistive load	1A	1A	0.2A	0.1A
		Inductive load	0.5A	0.5A	0.2A	0.1A

### SPECIFICATION

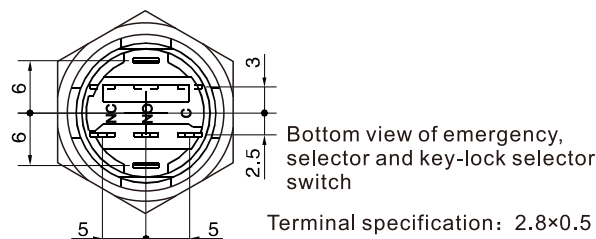
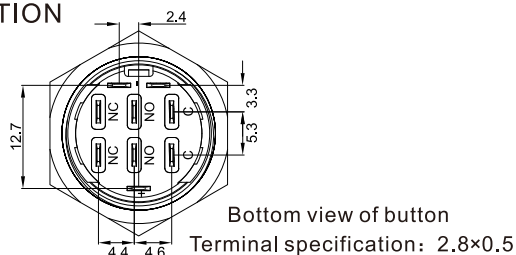
Operating temperature	-25°C~ +55°C (Ice free)
Operating humidity	45-85%RH
Contact resistance	≤50mΩ
Insulation resistance	≥1000MΩ
Dielectric strength	1500VAC/50Hz/60s
Vibration resistance	50Hz,Amplitude 1.2mm
Shock resistance	> 10g
Solder heat resistance	when 320°C(or 30W electric iron),no more than 3 seconds
Switch rating	250V/5A
Mechanical life	≥1,000,000times
Electrical life	≥100,000times

### CONTACT DESCRIPTION



Note: the button can be customized with dual-color lamp, and the selector switch with lamp only has one color.

### CONTACT DESCRIPTION



### IMPLICATION OF TYPE

YJ-GQ19□	★	-○	▲/	☆	△	○
Code of series□:	Head shape:	Contact:	Operation:	Shell material:	Lamp voltage:	Color:
B : push button type No letters: emergency,selector switch,key-lock selector switch	F : flat round H: high round No letters: emergency,selector switch,key-lock selector switch	11:1NO1NC 22: 2NO2NC	No letters : momentary Z:maintained E:momentary with ring lamp EZ:maintained with ring lamp EP:momentary with ring lamp and luminous power logo EZP:maintained with ring lamp and luminous power logo ZS:small head emergency ZS/A:big head emergency X/21: two position selector switch X/31: three position selector switch XD/21: two position selector switch with lamp XD/31: three position selector switch with lamp Y/21: two position key-lock selector switch Y/31: three position key-lock selector switch	N:chrome plating of brass S: stainless steel A:aluminum alloy plating	3V 6V 12V 24V 36V 48V 110V 220V	●R ●G ●Y ●B ○W


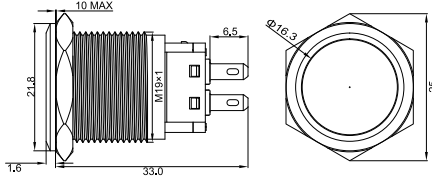

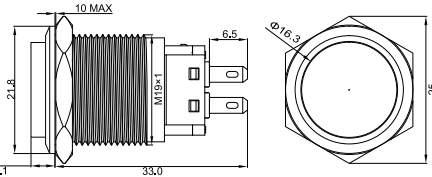

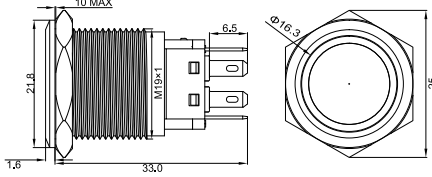

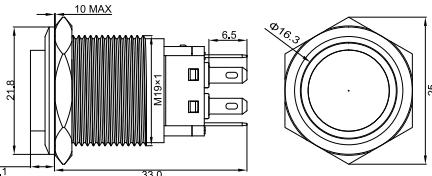

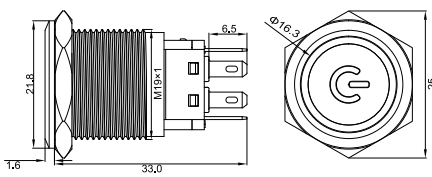

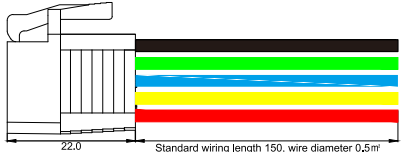
Note: the above table is only for model explanation, and some model combinations have no actual products. See the following figure for specific products.

# Metal ButtonΦ19

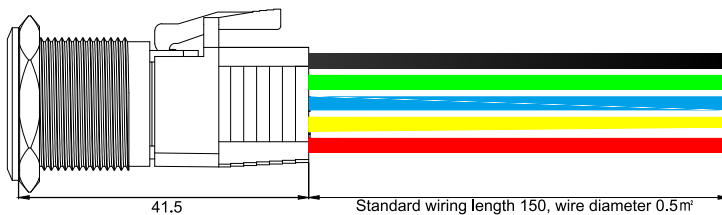
## AP19B Series Metal Button

### PRODUCT SELECTION

⊙ Contact 11:1NO1NC ; 22:2NO2NC
☆shell material N: Chrome plating of brass/ S: Stainless steel A: Aluminum alloy plating
△ LED voltage 1.8V, 3V, 6V, 12V, 24V 36V, 48V, 110V, 220V
○LED color **R G Y B W**

Picture	Operation	Model	Shape Dimensions
	Flat, momentary	AP19BF-⊙/☆	
	Flat, maintained	AP19BF-⊙Z/☆	
	High, momentary	AP19BH-⊙/☆	
	High, maintained	AP19BH-⊙Z/☆	
	Flat, momentary ring lamp	AP19BF-⊙E/☆△⊙	
	Flat, maintained ring lamp	AP19BF-⊙EZ/☆△⊙	
	High, momentary ring lamp	AP19BH-⊙E/☆△⊙	
	High, maintained ring lamp	AP19BH-⊙EZ/☆△⊙	
	Flat, momentary ring lamp with luminous power logo	AP19BF-⊙EP/☆△⊙	
	Flat, maintained ring lamp with luminous power logo	AP19BF-⊙EZP/☆△⊙	
	AP19B Socket	Matching no light and 1NO1NC button : 3 lines	 Standard wiring length 150, wire diameter 0.5mm
		Matching no light and 2NO2NC button : 6 lines	
		Matching illuminated and 1NO1NC button : 5 lines	
		Matching illuminated and 2NO2NC button : 8 lines	

### COMBINATION DIAGRAM OF BUTTON AND SOCKET



# Metal ButtonΦ19


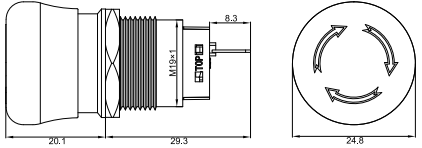

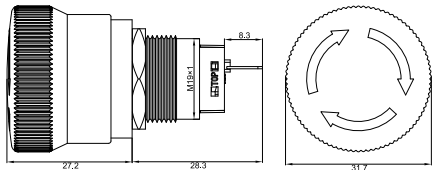

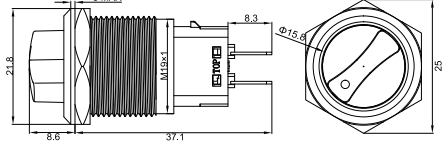

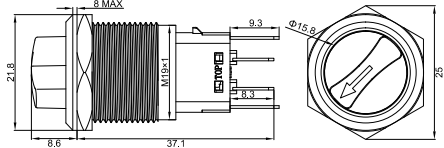

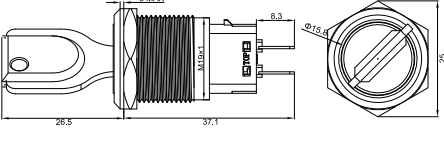

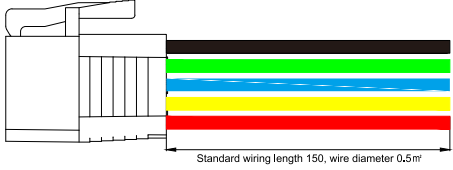
## AP19B Series Metal Button

### PRODUCT SELECTION

☆shell material N: Chrome plating of brass / S: Stainless steel / A: Aluminum alloy plating

△ LED voltage 1.8V、3V、6V、12V、24V、36V、48V、110V、220V

○LED color **R G Y B W**

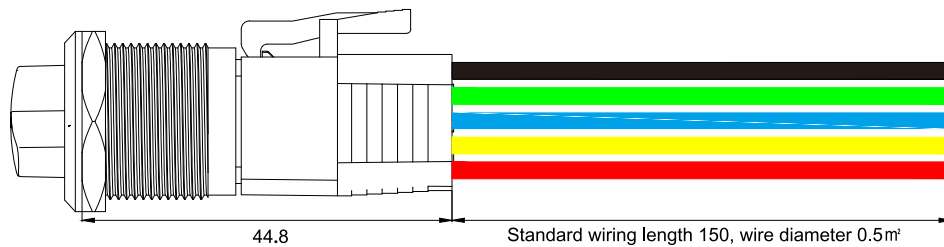
Picture	Operation	Model	Shape Dimensions
	Small head emergency	AP19-11ZS/☆	
		AP19-22ZS/☆	
	Big head emergency	AP19-11ZS/A/☆	
		AP19-22ZS/A/☆	
	2 position selector switch	AP19-11X/21/☆	
	2 position selector switch	AP19-22X/21/☆	
	3 position selector switch	AP19-22X/31/☆	
	2 position illuminated selector switch	AP19-11XD/21/☆△○	
	2 position illuminated selector switch	AP19-22XD/21/☆△○	
	3 position illuminated selector switch	AP19-22XD/31/☆△○	
	2 position key-lock selector switch	AP19-11Y/21/☆	
	2 position key-lock selector switch	AP19-22Y/21/☆	
	3 position key-lock selector switch	AP19-22Y/31/☆	
	Special socket for selector and key-lock selector switch	Matching no light and 1NO1NC button : 3 lines	 Standard wiring length 150, wire diameter 0.5mm
		Matching no light and 2NO2NC button : 6 lines	
		Matching illuminated and 1NO1NC button : 5 lines	
		Matching illuminated and 2NO2NC button : 8 lines	

Note: the red and black lines are LED lines, the green line is the common terminal (C), the blue line is NO, and the yellow line is NC. You can consult the customized line length.

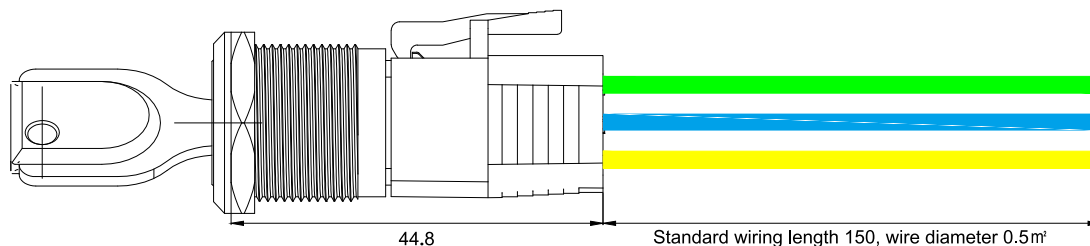
# Metal Button $\Phi 19$

## AP19B Series Metal Button

### Combination diagram of selector switch and socket



### Combination diagram of key-lock selector switch and socket



### Working position and corresponding contact state of selector switch

POSITION (maintained , no momentary)	Contact	Contact state of each position		
		Left	Middle	Right
90° two position 	1NO1NC		/	
	2NO2NC		/	
45° three position 	2NO2NC			