

mooka_A2_说明书

● 5115C

尺寸：12*12cm

材质：200g铜板覆亚膜

A2 CAR VACUUM CLEANER

USER MANUAL



1.1LB




Cordless



6000PA
Super suction



One click dumping



CUSTOMER SERVICE

Our customer service team always ready to assist if you have any questions or concerns.

 www.mookashops.com

 support@mookashops.com

 1-855-666-9955

 m.me/MookaOnlineShop



WARNING

In order to reduce the risk of injury, fire, electric shock and property damage caused by improper use, please read the following instructions carefully before use. This product contains live parts and detachable parts that may pose risks to users.

HAND-HELD VACUUM CLEANERS ARE LIVE PARTS

1. The machine has no repairable parts.
2. Do not use a hand-held vacuum cleaner to suck any liquid.
3. Do not immerse it in water or other liquids.
4. If the hand-held vacuum cleaner is damaged, please stop using it.
5. To avoid fire, explosion or injury, please check the hand-held vacuum cleaner before use.
6. Do not use on wet surfaces, but only on dry surfaces.
7. Do not touch the hand-held vacuum cleaner with wet hands.
8. Do not leave the activated hand-held vacuum cleaner unattended.
9. Keep the hand-held vacuum cleaner away from the heated surface.
10. Please turn off the hand-held vacuum cleaner before charging it.
11. Even if the hand-held vacuum cleaner is seriously damaged, don't burn electrical appliances, because lithium electronic batteries may explode in the fire.

2 IMPORTANT SAFETY INSTRUCTIONS

DAILY USE

12. Keep the charging wire away from the heated surface.
13. Use only in accordance with this instruction manual.
14. When using a hand-held vacuum cleaner, please keep your work area well illuminated.
15. Do not use if any suction port is blocked; Please remove dust, cotton wool, hair or any foreign matter that may obstruct the airflow.
16. Children are forbidden to operate hand-held vacuum cleaners or use them as toys. When any electrical appliances are used around children, they must be closely supervised.
17. It is forbidden to use the dust collecting cup and filter screen without installation and in place.
18. It is forbidden to use it when the airflow is obstructed; If the air duct is blocked, please turn off the hand-held vacuum cleaner. Clean up all the blockage, and then reopen it.
19. Keep the suction nozzle away from hair, face, fingers, bare feet or loose clothes.
20. Do not charge at temperatures below 50 F (10 C) or above 104 F (40 C).
Incorrect charging or charging at temperatures beyond the specified range may damage the battery and increase the risk of fire.

DUST COLLECTING CUP/FILTER SCREEN

21. Please ensure that the filter screen is completely dry after daily cleaning.
22. Please ensure that the dust collecting cup and filter screen are installed in place after routine maintenance.
23. Please make sure that all accessories are not blocked and keep all openings away from the face and body.

DAILY CLEANING

24. It is forbidden to suck hard or sharp objects, such as glass, nails, screws or coins, which may be damaged.
25. It is forbidden to absorb drywall ash, fireplace ash or burned ash.
26. It is forbidden to use hand-held vacuum cleaners as vacuum accessories for electric tools.
27. It is forbidden to suck smoking or burning objects, such as hot coal, cigarette butts or matches.
28. It is forbidden to suck flammable or combustible materials (such as lighter fluid, gasoline or kerosene) or use hand-held vacuum cleaners in places where these materials may exist.
29. It is forbidden to absorb toxic solutions (such as chlorine bleach, ammonia or sewer cleaner).
30. It is forbidden to use in enclosed space. Such as the presence of paint, paint thinners, mothproof materials, flammable dust, or other explosive, toxic substances in the environment.

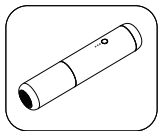
4 IMPORTANT SAFETY INSTRUCTIONS

LITHIUM ION BATTERY

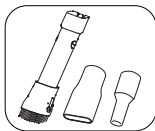
31. Under improper use, the battery liquid may leak. Avoid contact with battery liquid to cause irritation or burns. If the liquid contact with skin, rinse with plenty of water. If the liquid contact with eyes, please seek medical treatment immediately.

Please keep these instructions and read them carefully before using them.


H13 HEPA FILTER INCLUDED



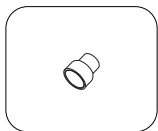
Handheld vacuum




Nozzles



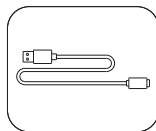
Blowers



Blower Adapter



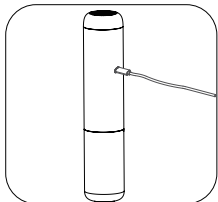
Handle



Type-C cable

6 CHARGING AND USE

BATTERY CHARGING METHOD



The lithium battery must be fully charged before its first time using, even if the battery has some power. Connect the Type-C charging cable to the vacuum cleaner, and connect the USB terminal to the 5V 2A charger.

STATUS DISPLAY OF BATTERY IN USE

Charging



Horse race lamp flashes

Full

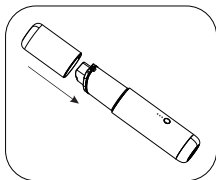


Three lights always on

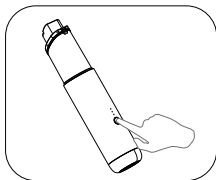
NOTE

After fully charge, make sure use up the battery power in the first time and then fully charge it again to activate the best state of battery. The some power about 3 hours.

USE OF HAND-HELD VACUUM CLEANER



Rotate and take out the lid
of vacuum cleaner




Press the power key

Note:

First press: Turn on

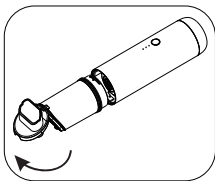
Second press: Turn off



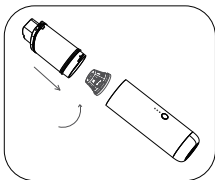
Align vacuum nozzle with the
Cleaning object to make sure best suction.

8 MAINTENANCE

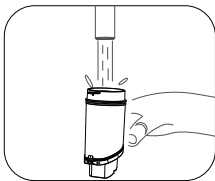
CLEAN THE DUSTBIN



Press to open the dust box cover
Pour out rubbish



Twist out the dust box,
and take out the filter element.



Rinse with water or detergent,
dry all parts completely, and then re-install

If you met any problem during use, please read this manual carefully and check the following points first.

STATUS	PROBLEM REASONS	SOLUTIONS
Power off	Battery died	Charging the vacuum cleaner
Suction power turns weaker	1. Low battery	Charging the vacuum cleaner
	2. Suction parts not properly assembled	Adjust and assemble the suction parts correctly
Weak suction but loud noise	1. Dust stuck in the dustbin	Dump the dust
	2. Filter is clogged	Rinse & clean the filter
Short operation time even after charging	1. Room temperature is too low or too high, battery charge improperly	Please charge the battery in a place where the temperature is between 0 and 40°C and away from direct sunlight
	2. Battery aging, reaching service life	Contact MOOKA customer service
Unable to charge	Adapter is not plugged into socket firmly	Check and make sure that the charging adapter is firmly plugged into socket
Charging not completed (3 lights are not on)	Charging may take longer, depending on room temperature, time of use, etc.	If the 3 lights still not on after 6 hours charging, please contact Mooka Family customer service
Unit or adapter gets hot during charging	Battery and circuit gets hot slightly due to charging current	This is a normal situation
Unit becomes hot during use	Because the battery and motor will generate heat	Please take a rest for 5-10 minutes and then vacuum again if the unit get too hot

If the problem is still unresolved, please contact Mooka Customer Service.

10 MAINTENANCE

HAZARDOUS SUBSTANCES RESTRICTED USE IDENTIFICATION TABLE FOR HAND-HELD VACUUM

Part name	Lead (Pb)	Mercury (Hg)	Cadmium (Cd)	Hexavalent chromium Cr (VI)	Polybrominated biphenyl (PBB)	Polybrominated diphenyl ethers (PBDE)
Rubber parts (gaskets, foamed rubber)						
Motor	○	○	○	○	○	○
Battery	○	○	○	○	○	○
Non-flame retardant plastic structural parts (shell, etc.)	X	○	○	○	○	○
Flame retardant structural parts (switches, connectors, etc.)	○	○	○	○	○	○
Other metal structural parts (enclosures, supports, etc.)	○	○	○	○	○	○
Standard parts	○	○	○	○	○	○
Printed circuit board assembly (PCB board, wiring harness, etc.)	X	○	○	○	○	○

O: the content of the hazardous substance in all homogeneous materials of the component is below the limit requirements specified in GB/T 26572

X: the content of the toxic and harmful substance in at least one homogeneous material of the component exceeds the limit required by GB/T26572. The components of "X" show that due to the limitation of current global technology and process level, it is impossible to completely replace non-environmental protection substances or elements, and will be gradually improved with the improvement of technology.

Environmental protection service life of 5 years: It means that the harmful substances contained in this product will not leak or mutate, and the normal use of this product by users under normal conditions described in the product manual will not cause serious pollution to the environment or serious damage to their personal and property.

12 USE AND OPERATION

PRODUCT SPECIFICATION SHEET	
Product model	A2
Operating voltage of main engine	7.4 V
Rated power of main engine	55W
Battery capacity	4000mAH
Charging time	3.5 H

mooka

Beyond Elegance

 www.mookashops.com

 support@mookashops.com

 1-855-666-9955

 m.me/MookaOnlineShop



Made in China