


# ZXM7-SHDB144 Series

10BB HALF-CELL Bifacial Monocrystalline PERC PV Module



\*Please check the valid version of Limited Product Warranty which is officially released by ZNSHINE PV-TECH Co.,Ltd.

**530-555W**

POWER RANGE

**21.48%**

MAXIMUM EFFICIENCY

**0.55%**

YEARLY DEGRADATION



12 YEARS PRODUCT WARRANTY



25 YEARS OUTPUT GUARANTEE



CALIFORNIA ENERGY COMMISSION

IEC 61215/IEC 61730/IEC 61701/IEC 62716/UL6 1730

ISO 14001: Environmental Management System

ISO 9001: Quality Management System

ISO45001: Occupational Health and Safety Management System

\*As there are different certification requirements in different markets, please contact your local znshine sales representative for the specific certificates applicable to the products in the region in which the products are to be used.

## Key Features



### Excellent Cells Efficiency

MBB technology reduce the distance between busbars and finger grid line which is benefit to power increase.



### Better Weak Illumination Response

More power output in weak light condition, such as haze, cloudy, and early morning.



### Anti PID

Ensured PID resistance through the quality control of cell manufacturing process and raw materials.



### Adapt To Harsh Outdoor Environment

Resistant to harsh environments such as salt, ammonia, sand, high temperature and high humidity environment.



### TIER 1

Global, Tier 1 bankable brand, with independently certified advanced automated manufacturing.



### Excellent Quality Management System

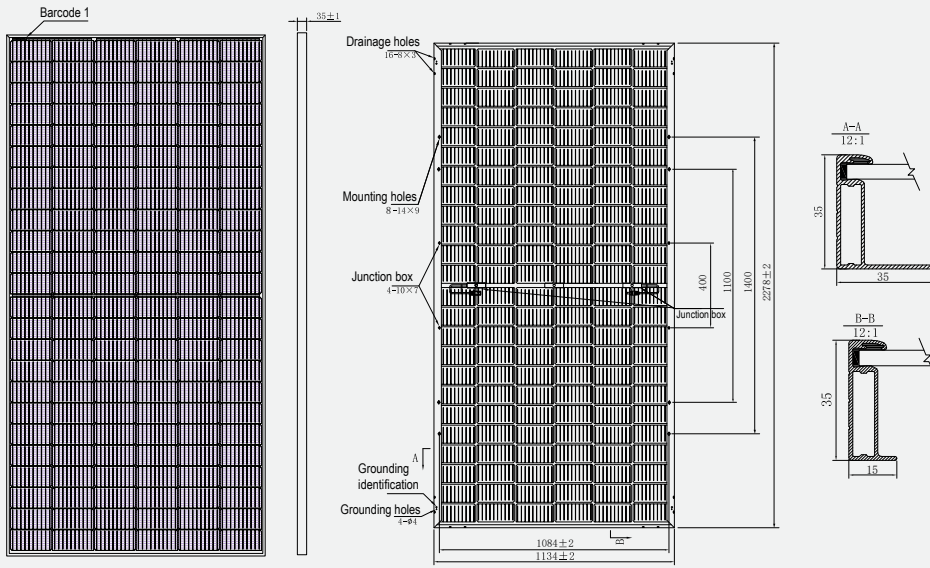
Warranted reliability and stringent quality assurances well beyond certified requirements.



### Bifacial Technology

Up to 25% additional power gain from back side depending on albedo.

**DIMENSIONS OF PV MODULE(mm)**

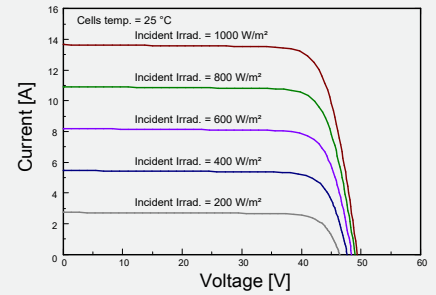


Front View

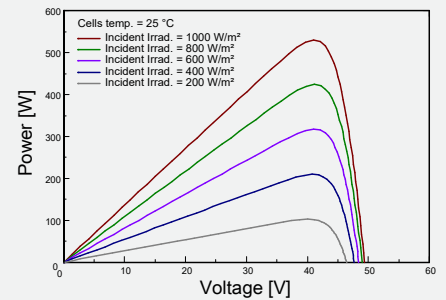
Back View

\*Remark: customized frame color and cable length available upon request

**I-V CURVES OF PV MODULE(530W)**



**P-V CURVES OF PV MODULE(530W)**



**ELECTRICAL CHARACTERISTICS | STC\***

Nominal Power Watt Pmax(W)*	530	535	540	545	550	555
Maximum Power Voltage Vmp(V)	41.10	41.30	41.50	41.70	41.90	42.10
Maximum Power Current Imp(A)	12.91	12.96	13.02	13.07	13.13	13.19
Open Circuit Voltage Voc(V)	49.40	49.60	49.80	50.00	50.20	50.40
Short Circuit Current Isc(A)	13.65	13.71	13.77	13.83	13.89	13.95
Module Efficiency (%)	20.52	20.71	20.90	21.10	21.29	21.48

\*The data above is for reference only and the actual data is in accordance with the practical testing  
 \*STC (Standard Test Condition): Irradiance 1000W/m², Module Temperature 25±2°C, AM 1.5  
 \*Measuring uncertainty: ±3%, all the electrical characteristics such as Power, Im, Vm and FF are within ±3% tolerance.

**MECHANICAL DATA**

Solar cells	Mono PERC
Cells orientation	144 (6×24)
Module dimension	2278×1134×35mm (With Frame)
Weight	28.0±1 kg
Glass	3.2mm, High Transmission, AR Coated Tempered Glass
Junction box	IP 68, 3 diodes
Cables	4 mm², 1200 mm (With Connectors)
Connectors*	MC4 or MC4-compatible

\*Please refer to regional datasheet for specified connector

**ELECTRICAL CHARACTERISTICS | NMOT\***

Maximum Power Pmax(Wp)	396.40	399.90	403.60	406.80	410.80	414.60
Maximum Power Voltage Vmpp(V)	38.20	38.40	38.50	38.80	38.90	39.10
Maximum Power Current Imp(A)	10.38	10.42	10.47	10.49	10.56	10.61
Open Circuit Voltage Voc(V)	46.20	46.30	46.50	46.70	46.90	47.10
Short Circuit Current Isc(A)	11.02	11.07	11.12	11.17	11.22	11.27

\*NMOT: Irradiance 800W/m², Ambient Temperature 20°C, AM 1.5, Wind Speed 1m/s

**TEMPERATURE RATINGS**

NMOT	44°C ±2°C	Maximum system voltage	1500 V DC
Temperature coefficient of Pmax	-0.35%/°C	Operating temperature	-40°C~+85°C
Temperature coefficient of Voc	-0.29%/°C	Maximum series fuse	30 A
Temperature coefficient of Isc	0.05%/°C	Front Side Maximum Static Loading	Up to 5400Pa
Refer. Bifacial Factor	70±5%	Rear Side Maximum Static Loading	Up to 2400Pa

\*Remark: Do not connect Fuse in Combiner Box with two or more strings in parallel connection

**ELECTRICAL CHARACTERISTICS WITH 25% REAR SIDE POWER GAIN\***

Front power Pmax/W	530	535	540	545	550	550
Total power Pmax/W	663	669	675	681	688	694
Vmp/V(Total)	41.20	41.40	41.60	41.80	42.00	42.20
Imp/A(Total)	16.08	16.15	16.23	16.30	16.37	16.44
Voc/V(Total)	49.50	49.70	49.90	50.10	50.30	50.50
Isc/A(Total)	17.02	17.10	17.17	17.25	17.32	17.39

\*Bifacial Gain: The additional gain from the back side compared to the power of the front side at the standard test condition. It depends on mounting (structure, height, tilt angle etc.) and albedo of the ground.

**PACKAGING CONFIGURATION \***

Piece/Box	31
Piece/Container(40'HQ)	620

\*Customized packaging is available upon request.  
 \*Remark: Electrical data in this catalog do not refer to a single module and they are not part of the offer. They only serve for comparison among different module types.  
 \*Caution: Please be kindly advised that PV modules should be handled and installed by qualified people who have professional skills and please carefully read the safety and installation instructions before using our PV modules.