


hiboy
— www.hiboy.com —



hiboy



DK1
Electric Scooter

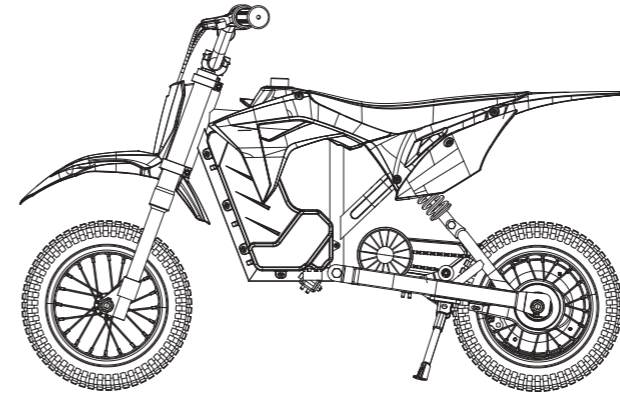
USER MANUAL

The manufacturer reserves the right to make changes to the product and update this manual at any time.

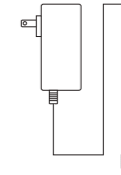
Contents

1. Package Contents	01
2. Assembly	02
3. Charging	04
4. Riding Basics	05
5. Riding Notice	06
6. Dangerous Actions (No attempting!)	07
7. Daily care and maintenance	08
8. Specifications	09
9. Limited Warranty Statement	10
10. Q&A	12
11. Contact US	13

1. Package Contents



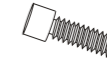
Carefully check package contents, if anything is missing or damaged, please contact Hiboy customer service for support: support@hiboy.com



Charger x 1pcs



User manual x 1pcs



Screw x 5pcs



Aluminum assembly x 2pcs



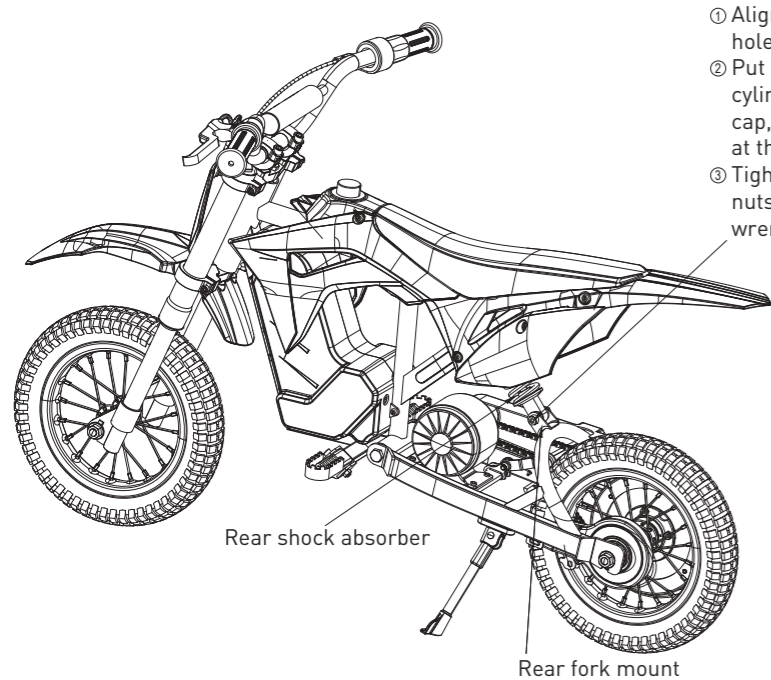
open-end wrench x 1pcs



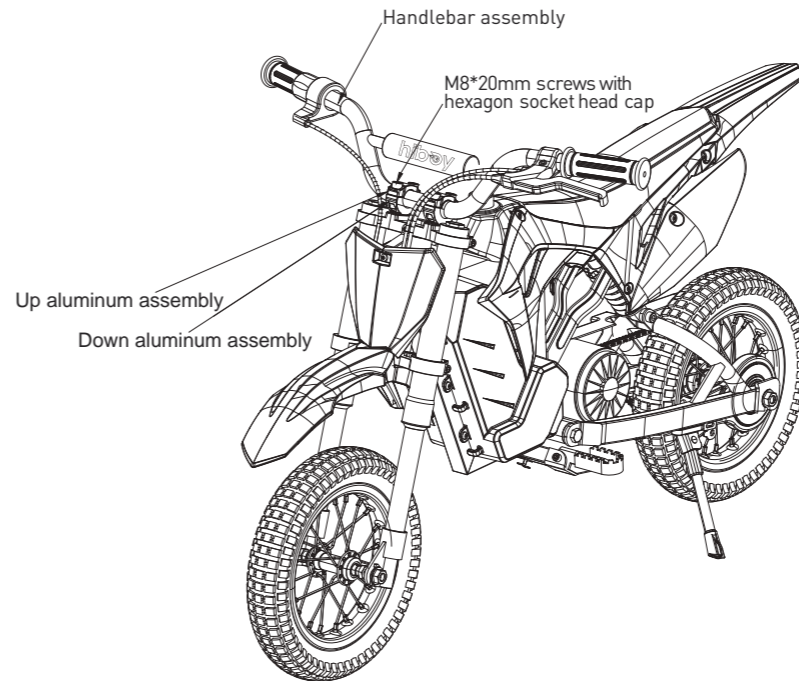
M6 hexagon wrench x 1pcs

We suggest that the products was assembled by an adult. Tips: Please charge for 12 hours for first time using.

2. Assembly

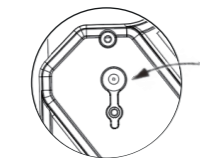
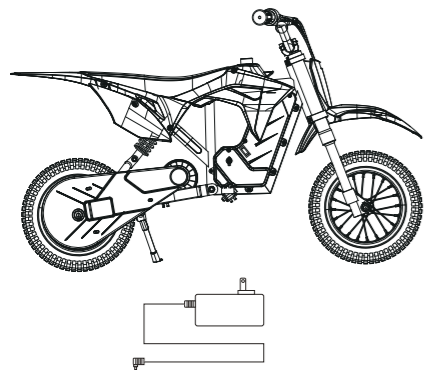


- ① Align hole of the rear shock absorber and hole of the rear fork.
- ② Put on M8*40mm cylindrical head screws with socket head cap, then covered with M8 nylon lock nut at the other end.
- ③ Tighten the screws and nuts by a 6mm Allen key and 13mm open-end wrench.

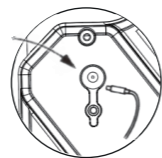


- ① Put the handlebar assembly on the up aluminum assembly, move it symmetrically and adjust it to the right angle for your riding.
- ② Put on the up aluminum assembly, then put on 4pcs M8*20mm cylindrical head socket head cap screws.
- ③ Tighten the screws with a 6mm socket head wrench.

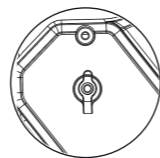
3. Charging



Open the rubber plug



Insert the charging plug in

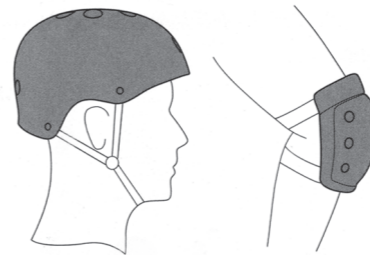


Fill and fix the rubber plug after the charging


Note:

- Hiboy electric dirt bike will be fully charged when the LED light on the charger changes from red (charging) to green. When the battery is fully charged, please STOP CHARGING and unplug the unit.
- Do not charge when there is excessive odour/ heat, leakage or physical damage.
- Do not connect the charger if the charging port is wet. Keep your charging environment clean and dry at all times.
- If the charging port is damp or has any liquid on it, do not charge your Electric Dirt Bike.
- In order for the battery to operate at maximum efficiency, avoid charging your Electric Dirt Bike in extremely hot or extremely cold environments.
- Use only the battery and charging cable provided to you by HIBOY. If a replacement is needed, please contact HIBOY directly.
- Use caution when charging. Charger should be operated by an adult.
- Always disconnect from the charger prior.

4. Riding Basics



Always wear a helmet and safety gear so to avoid falling and injury during the driving learning, as shown in the figure.



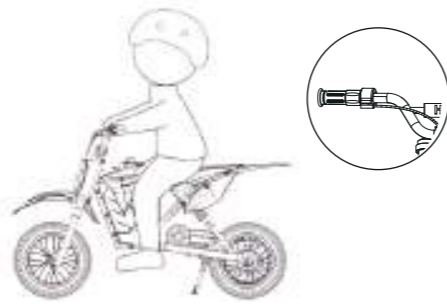
1. Hold both handles.



2. Activate the power button and observe the charge on the right handlebar.



3. Twist the throttle to accelerate and put your foot on the pedal.



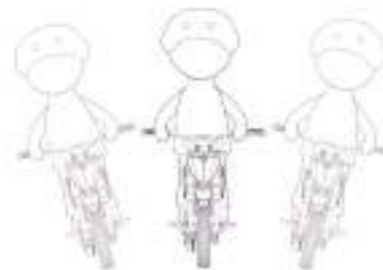
4. To slow down/stop, first, the right hand let go of the accelerator, then the left hand gradually squeeze the brake to slow down/stop.


5. Riding Notice

Following these techniques and tips can ensure you have a safe, fun riding experience on the DK1 electric dirt bike. Check to make sure your brakes are fully intact, pedals are securely installed, and handlebars are locked in place.


- The recommended minimum rider age is 3. Do not exceed the weight limit of 140 lbs(64 kg) .
- Always wear an approved helmet and protective gear to avoid possible injury.
- Ensure your tires are intact with no punctures.
- Ensure the vehicle speed is safe to yourself and others, and be ready to stop at any time.
- When riding with friends, keep a safe distance between your devices to prevent collisions.
- Be aware of your surroundings at all times to ensure a safe ride. Your eyes are your best tools for safely avoiding obstacles and slippery surfaces.
- Stay in open spaces and flat areas, avoid steep slopes or high traffic areas.
- Only ride the kids Electric Dirt Bike where permitted, you must comply with local laws and give way to pedestrians.

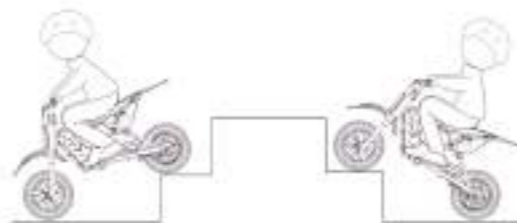
6. Dangerous Actions (No attempting!)




 Do not turn the handlebar violently during high-speed riding



 Do not keep your hands away from handlebar.



 Do not try riding up or down stairs, and jumping over obstacles.

7. Daily Care and Maintenance

Cleaning and storage

If you see stains on the kid's Electric Dirt Bike body, wipe them off with a damp cloth. If the stains won't scrub off, put on some toothpaste, and brush them with a toothbrush, then wipe them off with a damp cloth.

Notes: do not clean the kid's Electric Dirt Bike with alcohol, gasoline, kerosene or other corrosive and volatile chemical solvents to prevent dire damage. Do not wash the board with a high-pressure water spray. During cleaning, make sure that the kids Electric Dirt Bike turned off, the charging cable is unplugged, and the rubber flap is closed as water leakage may result in electric shock or other major problems. When the kid's Electric Dirt Bike is not in use, keep it indoors where it is dry and cool. Do not put it outdoors for a long time. Excessive sunlight, overheating and overcooling accelerate the battery pack's lifespan.

Battery maintenance

1. Use original battery packs, use of other models or brands may bring about safety issues;
2. Do not touch the contacts. Do not dismantle or puncture the casing. Keep the contacts away from metal objects to prevent short circuits which may result in battery damage or even injuries and deaths;
3. Use original power adapter to avoid potential damage or fire;
4. Mishandling of used batteries may do tremendous harm to the environment. To protect the natural environment, please follow local regulations to properly dispose of used batteries.
5. After every use, fully charge the battery to prolong its lifespan.

Storage and Disposal

1. Please try to store the kids Electric Dirt Bike in a cool and dry place between 14°F and 104°F in extremely humid environments the interior of the scooter may suffer condensation or even water accumulation, which may damage the battery rapidly. Devices are not intended for use at elevations greater than 2000m above sea level prolonged exposure to UV rays, rain and the elements may damage the enclosure materials, store indoors when not in use.
2. In daily use, try to avoid recharging the scooter after completely exhausting the battery. If the battery is low, charge it as soon as possible.
3. Please charge the kid's Electric Dirt Bike every other month to preserve the battery.

8. Specifications

DK1	Item	Electric Dirt Bike
Dimensions	Lengh x Width x Height	44.3*21.7*29.1 inch (112.5*55*74cm)
Gear	Hight→Medium→Low	15.5→7.5→5.0 Mph (25Km/h→12Km/h→8Km/h)
Weight	Net Weight	38.1 lbs (17.3Kg)
User	Load	140 lbs (64Kg)
	Recommended Age	3-10 Years Old
Electric Dirt Bike	Max.Speed	15.5 Mph (25Km/h)
	Max.Range	13.7 Mile (22Km)
	Max.Usage time	90 Minute
	Max.Slope	10%
	Operating Temperature	0-40 ℃
Battery	IP Rating	IPX4
	Voltage	36 V
	Max. charging Voltage	42 V
Moter	Capacity	4 Ah
	Capacity	300 W
Charger	Input Voltage	AC 100-240 V
	Output Voltage	DC 42 V
	Output Current	1 A
	Charging Time	4-5 Hours

[1] Item height: from the ground to the top of the dirt bike;

[2] Max. Range: measured when it is no wind and at 77°F, the dirt bike's fully charged to ride at a even speed of 9.3 mph (15km/h) on a flat surface with a load of 88.2 lbs(40kg).

The real battery life vary with different factors of the load, humidity, wind speed and operation habits...etc.

9. Limited Warranty Statement

30 DAY SATISFACTION GUARANTEED RETURN POLICY

If you are unsatisfied with your purchase, Hiboy's return policy allows you to return your undamaged Hiboy product purchased on the Authorization channel within 30 days counting from the date of receipt of shipment, and request a refund from the Authorization channel for any reason. Note: The cost of return shipping will be borne by the customer if the product has no quality issue.

For the return request, Hiboy is not responsible for lost packages due to the carrier, or products received that cannot be verified. Received products that have damage determined to have been caused by the end-user may be subject to denial of the return request.

TO QUALIFY FOR A REFUND, ALL THE FOLLOWING CONDITIONS MUST BE MET:

1. A Return Merchandise Authorization (RMA) must be requested from Hiboy within 30 days from the date of receipt of shipment. To request an RMA, contact Hiboy Service Team at support@hiboy.com.
2. The cost of return shipping will be borne by the customer.
3. For warranty service, please keep your receipt and/or invoice to validate proof of purchase.
4. Returned product must be in good physical condition (not physically broken or damaged).
5. All accessories originally included with your purchase must be included with your return.
6. If you return a product to Hiboy, (a) without an RMA from Hiboy (b) without all parts included in the original package, Hiboy retains the right to refuse delivery of such return.

LIMITED PRODUCT WARRANTY

Hiboy product basically will be free from defects in materials and workmanship under normal use for a period aforementioned.

Hiboy does not warrant the operation of the product will be uninterrupted or error-free.

Hiboy is not responsible for damage arising from failure to follow instructions relating to the product's usage.

REMEDIES

If a hardware defect is found and a valid claim is received by Hiboy within the Warranty Period, Hiboy will at its option and to the extent permitted by law, either (1) repair the product at no charge, using new or refurbished replacement parts or, (2) replace the product with a new or refurbished product. In the event of a defect, to the extent permitted by law, these are your sole and exclusive remedies. Shipping and handling charges may apply except where prohibited by applicable law. This Limited Warranty is valid only in the jurisdictions where the products are sold by www.hiboy.com, and is valid to the extent permitted by the applicable laws of such jurisdictions. Any replacement hardware product will be warranted for the remainder of the original warranty period or thirty (30) days, whichever is longer, or for any additional period of time that may be applicable in your jurisdiction.

HOW TO OBTAIN WARRANTY SERVICE

A Warranty Service Order must be requested from Hiboy within Warranty Period from the date of receipt of shipment. To request a Warranty Service Order, contact Hiboy Service Team support@hiboy.com.

To obtain warranty service, you must deliver the product, in either its original packaging or packaging providing an equal degree of protection, to the address specified by Hiboy. In accordance with applicable law, Hiboy may require the customer to furnish proof of purchase details and/or comply with registration requirements before receiving warranty service period or thirty (30) days, whichever is longer, or for any additional period of time that may be applicable in your jurisdiction.

LIMITATION OF DAMAGES

Except to the extent prohibited by applicable law, Hiboy shall not be liable for any incidental, indirect, special, or consequential damages, including but not limited to loss of profits, revenue or data, resulting from any breach of express or implied warranty or condition, or under any other legal theory, even when Hiboy has been advised of the possibility of such damages. Some jurisdictions do not allow the exclusion or limitation of special, indirect, incidental or consequential damages, so the above limitation or exclusion may not apply to you.

10. Question & Answer

1. Is there any necessary information need to be included before contacting with Hiboy Support Team?

A: Yes, if you need any support from Hiboy, please contact us at support@hiboy.com, and please always include your order number, correct model No., descriptions of the problem, pictures, and videos that can show details about the issue in the email, thanks.

2. I can't charge my Electric Dirt Bike, what's the problem?

A: Please note if the Electric Dirt Bike is charging, then the led on the charger will show red color, if the Electric Dirt Bike is fully charged, then the led on the charger will show green color. So please help to verify if the charger is defective first: Plug the charger into the socket but not connecting to Electric Dirt Bike, if the charger led is NOT on or it is NOT green color, then it means the charger is defective. If the charger is not defective, please contact us at support@hiboy.com for further support.

3. What if the Electric Dirt Bike arrived missing accessory or broken part?

A: Please take a photo and send to Hiboy Support Team's email: support@hiboy.com, Hiboy Support Team will reply you soon and send correct accessory or part replacement.

4. Is that possible to replace some components for example the motor?

A: Yes, please take a photo and send to Hiboy Support Team's email: support@hiboy.com, Hiboy Support Team will reply you soon.

5. My Electric Dirt Bike is stolen, can you help me?

A: I'm sorry we can't track on the location or serial number of the Electric Dirt Bike, please call the local policeman and ask them for help.

6. I have written several emails to support@hiboy.com, but no responses received, why?

A: Our Hiboy Support Team will reply to you within 1 working day, if you didn't receive any reply from us, please also kindly check your spam box, and add support@hiboy.com on your whitelist to make sure our reply is not blocked. In addition, you can also contact us on the platform where you purchased the Electric Dirt Bike for example Amazon chat box, leave message on hiboy.com website, eBay chat box...etc.

7. Why the max distance is lower than advertised max distance?

A: Please note the max distance is measured when it is no wind and at 95°F, the Electric Dirt Bike fully charged to ride at a even speed of 9.3 mph (15 km/h) on a flat surface with a load of 88 pounds (40 kg). The real battery life vary with different factors of the load, humidity, wind speed and operation habits...etc.

8. Can I ride the Electric Dirt Bike in the rainy days?

A: Kindly note the Electric Dirt Bike waterproof level is IPX4, we don't suggest you to ride it in the rainy days.

9. Is there any caution for storing the Electric Dirt Bike if I need to go out for a long time vacation?

A: Please make sure the Electric Dirt Bike is stored in a dry & cool place, do not put it outdoors for long time, and if the Electric Dirt Bike is expected to be left idle for more than 30 days, please fully charge the battery, keep in mind to recharge it every 60 days to protect the battery from potential damage which is beyond limited warranty.

10. Do you have the video to show how to debug brake?

A: Please visit www.hiboy.com to get a detailed video about installing and debugging brake.

11. Contact Us

Contact us if you experience issues relating to riding, maintenance and safety, or errors/faults with your Hiboy DK1.

E-mail Service: support@hiboy.com.



@Hiboy_Official



HiboyUS



@HiboyUS



www.hiboy.com