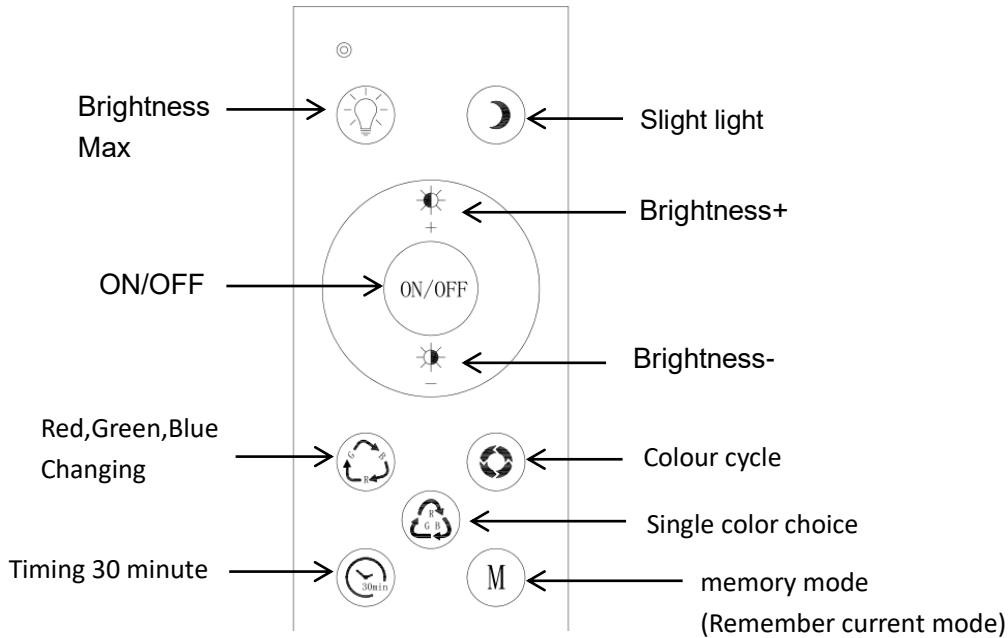


INSTRUCTION MANUAL

Remote Controller

1. On/Off control, brightness adjustable and color change adjustable.
2. Ultra long range remote control, 12M in open condition and 360° .
3. Working on AAA battery. (Note: Package without battery, need to prepare 2 PCS AAA battery yourself.)


Key Function




Controller Operation

➤ Connection / Disconnection of remote controller and LED flood light.

The flood light must be matched with the controller before use the controller to control the flood light.

Connection method: Press "ON"  on the controller twice within 3 second after the flood light is turned ON, until the flood light flashes, means the connection is successful.

One flood light can only match one controller, please cancel the matching operation if need to match other controller.

Disconnection method: press "OFF"  on the controller 3S within 3 second after the flood light is turned on, until the flood light flashes, means the disconnection is successful.

Note: The command can be executed once only in a power cycle. If the command needs to be executed again, the power should be switched off and on.