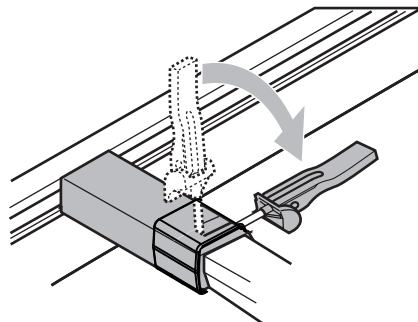
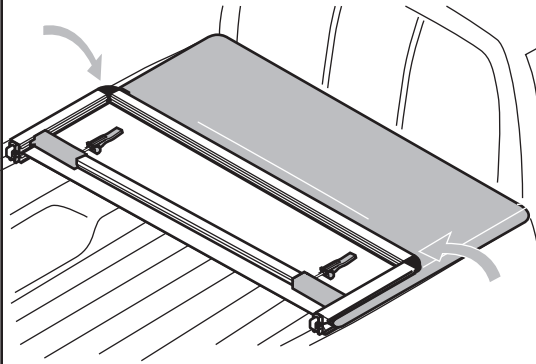
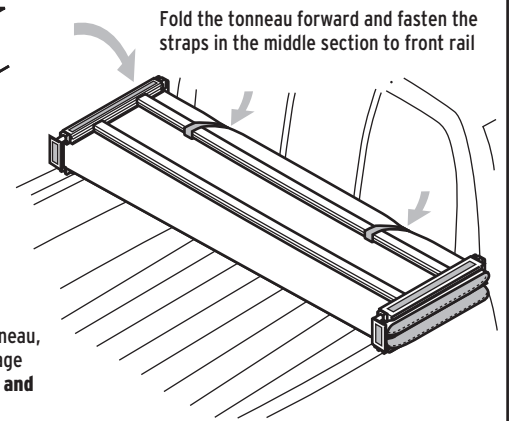


8 It is very convenient to drive with the Tri-Fold Tonneau open. Release the rear clamps and fold the tonneau forward.

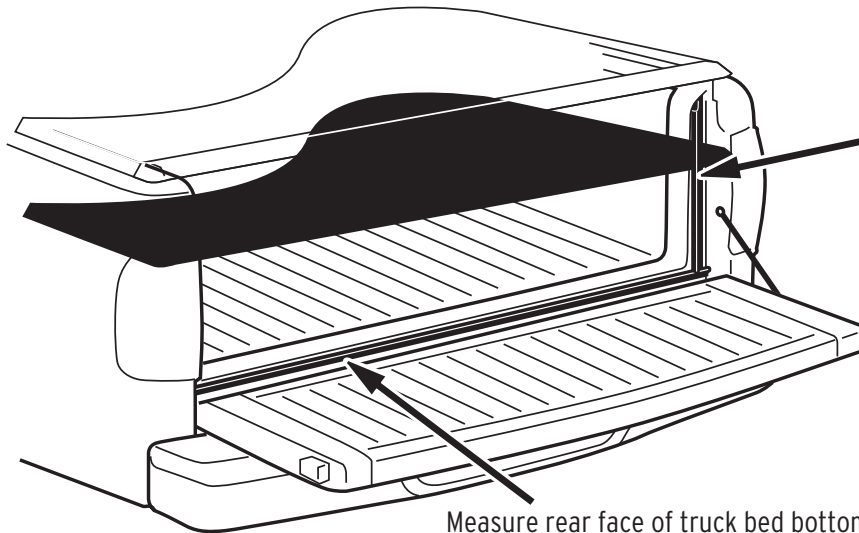
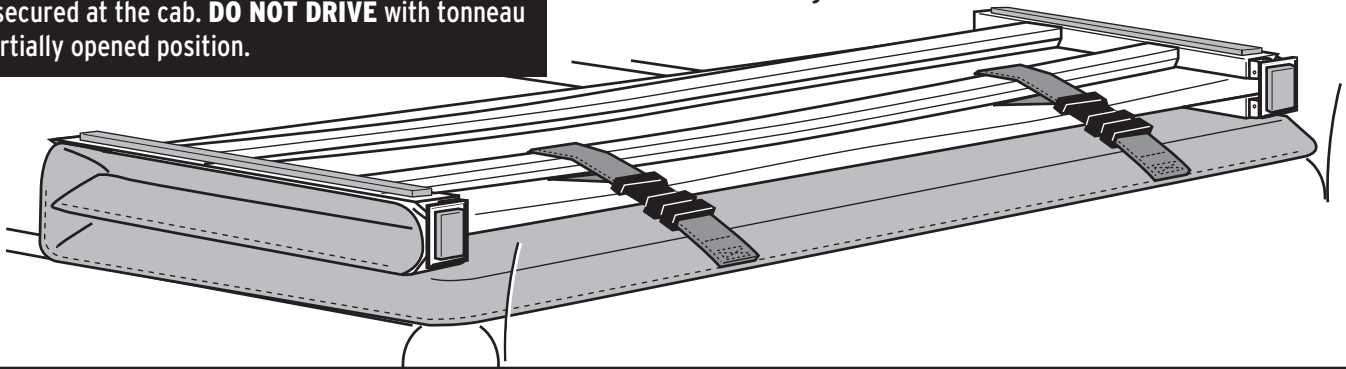


IMPORTANT: Before folding the second section of tonneau, rear clamps must be stowed into rail to prevent damage to fabric. **Failure to stow handle will puncture tarp and void warranty.**



IMPORTANT NOTICE: While driving, tonneau must be completely flat and secure with all 4 clamps in the closed position or completely folded up (all panels) and secured at the cab. **DO NOT DRIVE** with tonneau in partially opened position.

NOTE: Tarp can not be removed from aluminum frame. Attempting to do so will cause damage and void the warranty. Remove any snow or foreign matter before folding over.



Measure and cut seal for each side wall from truck bed seal to top of sidewall frame.

Measure rear face of truck bed bottom and cut Tailgate Seal to fit from sidewall to sidewall. Remove release strip from adhesive tape and apply seal, starting at one end. **DO NOT STRETCH SEAL WHEN APPLYING.**