

Guangzhou Zhiying Technology Co., Ltd

- 📍 Block 15th, No.200 Fangcun Avenue East, Liwan District, Guangzhou, China, 510000
- ✉ support@syncoaudio.com
- 🌐 www.syncoaudio.com
- 📘 https://www.facebook.com/syncomicrophones



MIC-D2 Microphone >>> User Manual

Thank you for choosing SYNCO Mic-D2,
Please read this manual carefully before use and follow all instructions mentioned herein.



Contents

● Package List.....	1
● Feature Introduction.....	2
● Caring For Your SYNCO Mic-D2 Microphone.....	2
● Mounting the Shotgun Mic.....	4
● Specifications.....	3
① Polar Pattern	
② Frequency Response	
③ Performance Parameter	
● Warranty.....	5

Package List

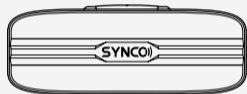
(Package includes the following items)




SYNCO Mic-D2 Microphone x1



XLRM-XLRF Cable x1



Protection Box x1



Windscreen x1



Mic Holder
with 5/8"-3/8" Connector x1



User Manual x1

Feature Introduction

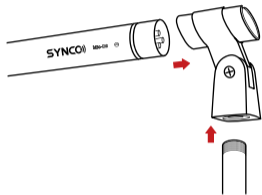
- Shotgun Directional Microphone with High Sensitivity
- Hyper Cardioid Pattern, Great Pickup Effect
- Solid Brass Body, Highly Anti-Interference
- Extremely Low Self-Noise
- Ultra-flat Frequency Response
- 3-Pin XLR Connector
- Wide Usage Occasions
- Mini MIC Holder with 3/8" and 5/8" Connector
- Original Sound Reproduction

Caring For Your SYNCO Mic-D2 Microphone

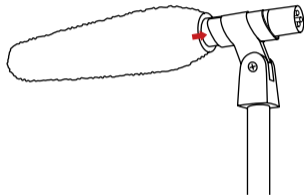
- Please keep the product in a dry, clean, dust-free environment.
- Keep corrosive chemicals, liquids and heat source away from the product to prevent mechanics damage.
- Use only a soft and dry cloth for cleaning the product.
- Malfunction may be caused by dropping, impact of external force.
- Do not attempt to disassemble the product. Doing so voids warranty.
- Please have the product checked or repaired by authorized technicians if any malfunctions happened.
- Failure to follow all the instructions may result in mechanics damage.
- Warranty does not apply to human errors.

Mounting the Shotgun Mic

1. The MIC-D2 microphone can be mounted on a boom pole or tripod through a mini holder with 3/8" and 5/8" connector.



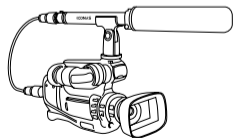
2. A wind muff will minimize the environmental noise when shooting videos.



3. A 19.7 inches XLRM - XLRF cable connecting the mic to other equipments.

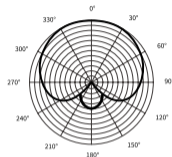


4. Mount on a camcorder

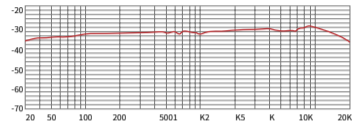


Specifications

1. Polar Pattern: Hyper Cardioid



2. Frequency Response



3. Performance Parameter

Element	Back Electret Condenser
Polar Pattern	Hyper-Cardioid
Frequency Response	20Hz-20kHz
Bass	Built-in
Sensitivity	-32dB±3dB (1dB=1V/Pa at 1kHz)
Output Impedance	450Ω±20% (at 1kHz)
Max.Input SPL	130dB (T.H.D≤1% at 1kHz)

Signal to Noise Ratio	80dB (1KHz at 1Pa)
Dynamic Range	117dB (1kHz at Max SPL)
Power Requirements	48V DC , 2mA
Weight	165g
Body Dimensions	0.75*9.84 inches
Output Interface	XLRM

WARRANTY

Warranty Period

Thank you for purchasing SYNCO products.

1. Customers are entitled to free replacement or repair service in case of quality defect(s) found in the product under normal use within 30 days upon receipt of the product.
2. Original SYNCO products are entitled to **24-month** limited warranty service. The warranty period begins on the date of purchase of brand new, unused products by the first end-user.

Within the warranty period, if product defect or failure is attributable to material deflection or technological problem, the defective product or defective part will be repaired or replaced without charge (service and materials fee).

Warranty Exclusions and Limitations

- Faults resulted from inappropriate use of a product without following its operation specification
- Artificial damage, e.g. crash, squeeze, scratch, or soaking
- Modifications to a product by its user or a third party without prior written consent of SYNCO, e.g. replacement of element or circuit, label alteration
- The code on product is inconsistent with that of warranty certificate, or the code on the product or warranty certificate is altered or torn off
- All consumable accessory attached to a product, like cable, wind muff, battery
- Faults as a result of force majeure, such as fire, flood, lightning, etc.

Warranty Claim Procedure

- If failure or any problem occurs to your product after purchase, please contact a local agent for assistance, or you can always contact SYNCO's customer service through email at support@syncoaudio.com.
- Please retain your sales receipt and warranty certificate as proof of purchase. If any of these documents is missing, only sales return or chargeable service will be provided.
- If the SYNCO product is out of the warranty coverage, the service and the parts cost will be charged.

WARRANTY CERTIFICATE

Please register your warranty. Meanwhile, you are welcomed to contact us via Email:
support@syncoaudio.com

USER INFORMATION

Customer Name:

Phone Number:

Email:

Address:

SALES INFORMATION

Sales Date:

Model:

Product Code:

Dealer:

REPAIR RECORD

Service Date:

Technician:

Issue:

RESULT

Solved

Unsolved

Returned(Replaced)

