

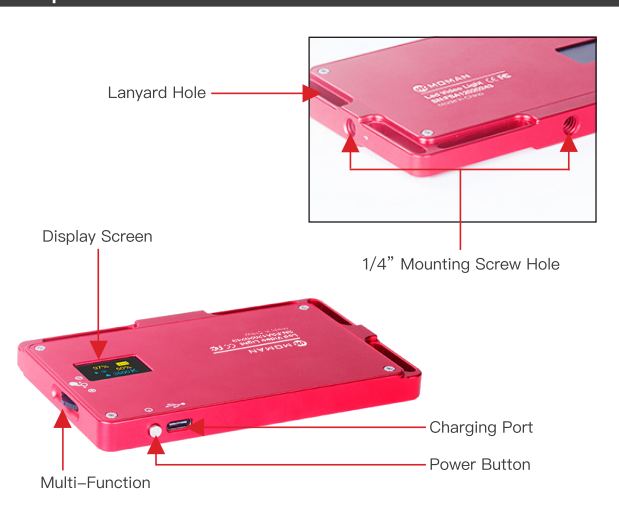
ML3-D

## User Manual

### Specifications

Body Material: Aluminum Alloy	Weight: 147g
Display Screen: OLED Screen	Dimension: 115mm*71mm*10mm
Color Rendering Index: Ra ≥ 96	Built-in Battery Capacity: 2800mAh
Charging Port: Type-C	Charging Time: <3 hrs
Max Output Power: 8W	LED Quantity: 96 pcs
Beam Angle: > 120°	Input Voltage: 5-12V
Color Temperature Range: 3000K-6500K (±200K)	
Battery life: 100% Brightness Power for about 1 Hour, 5% Brightness Power for about 17 Hours.	

### Components




### Operation

#### 1. Turn on/off Power

Long press the button to turn on or turn off the power.

#### 2. Charging Port

Input voltage DC5V, charge time is about 3 hours.



#### 3. Multi-function Button

Press the multi-function button to switch brightness and color temperature.

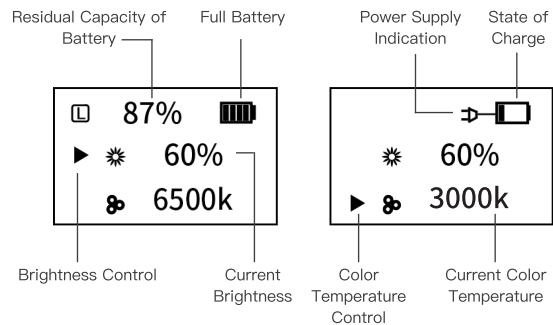
#### 4. Brightness Control (5%-100%)

Press the multi-function button towards the area, and twist the button upwards to increase output and downwards to decrease output.

#### 5. Color Temperature Control (3000K-6500K)

Press the multi-function button towards the area, and twist the button upwards to increase color temperature and downwards to decrease it.

## Iconic Interface



**Power Supply Indication:** The icon will display when power connected.

**Battery Left:** The residual battery capacity under the current discharge condition.

**Current Brightness:** Brightness under discharge condition.

100% for max, 5% for minimum.

**Current Color Temperature:** Color temperature under discharge condition.

6500K stands for cool white, and 3000K is neutral white.

## Maintenance

1. Please remove the USB charging cable when the battery is fully charged.
2. If you do not use the product for a long time, it might not be able to turn on instantly due to dead battery. Please charge the product and it can resume to work. Please charge the product every 3 months regularly.
3. This product has built-in rechargeable Li-ion battery, which has limited longevity, and when the performance degrades after years' use, please contact us to get the battery replaced.
4. Please do not drop and impact the product to avoid scratches on the surface.
5. The product is not water-proof.

## Notes


1. Please do not disassemble or modify the product.
2. Please do not submerge the product or put it in fire.
3. Please avoid impact on the product.
4. This product might become hot during usage, which is normal. Please allow certain space for heat-sink when using it.
5. Please do not put the product in high temperature or high humidity condition.

## Warranty

Moman warrants all its products with a limited 1-year free warranty service.

Please see our homepage for the term in details. <https://www.momanx.com> [www.momanx.co.uk](http://www.momanx.co.uk)

## Packing



ML3-D(Red) Video  
Light \*1



Type-C Charging  
Cable \*1



Packing Bag \*1



User Manual\*1

## Moman (UK) Limited

Unit 25 Basepoint Business Centre, Aviation Park, West Christchurch,  
United Kingdom BH23 6NX

[www.momanx.com](http://www.momanx.com) [www.momanx.co.uk](http://www.momanx.co.uk)

@MomanGlobal

<https://moman.co/youtube>