

Start Here

Formula Ready®

Formula Ready Smart Kettle Quick Starter Guide

Welcome To The Family

Thank you for purchasing Formula Ready. If you have any question, please email Sylvia@FormulaReady.com or refer to www.formulaready.com

Package Included



Smart Control Panel Base



Glass Jar Kettle

Quick Starter : Formula

Warm water to the optimal temperature for formula



Fill

in water (Do not fill past max line)




Power On

Formula Ready



Press

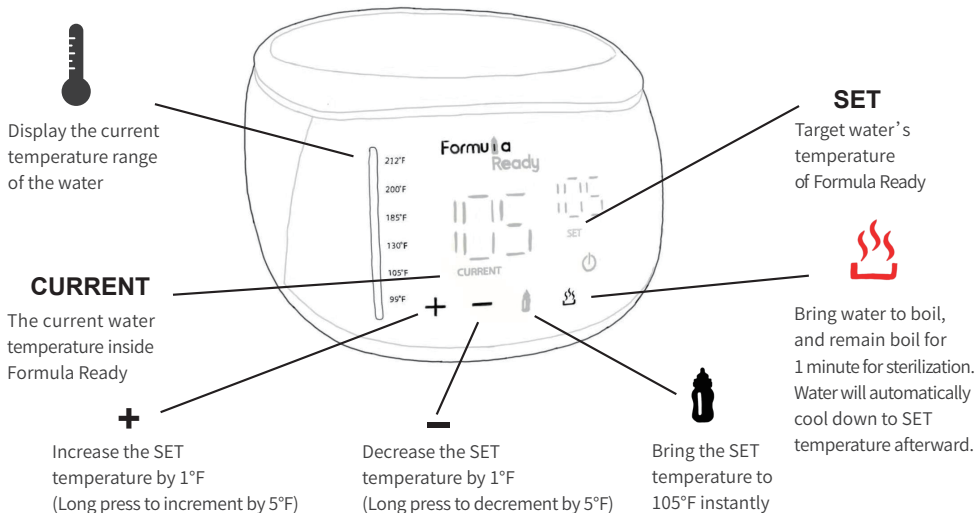
the  symbol, and make sure the "SET" temperature shows 105°F



Wait


until "CURRENT" temperature shows 105°F as well, your water is now ready

Smart Control Panel



Other Temperature Setting

Beside using Formula Ready for preparing bottle, you may also set it to other temperatures for various type of beverages. When the SET temperature match the recommended temperature, the corresponding beverage's light will appears.



Cleaning And Maintenance

Things to notice



DO NOT submerge Formula Ready' s base or kettle in water



DO NOT use any cleaning chemical, sharp objects, and scrubbing brush to clean Formula Ready.



Use only dry clean cloth to wipe Formula Ready



Unplug Formula Ready and let it cool down before cleaning

How To Descale

and clean mineral deposit in Formula Ready...

Note : Depending on the type of water you use, mineral deposit (appears white or brown) might built up on the heating panel over time

1.



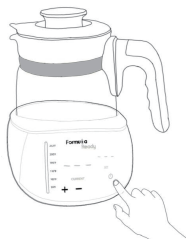
Fill Formula Ready with 5 fl. oz of water, and 5 fl. oz of white vinegar or lemon juice.

2.



Press “Boil” to bring solution into a boil

3.



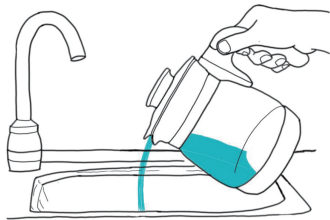
Turn off Formula Ready, and unplug its power cord

4.



Leave the solution inside Formula Ready for 15 minutes

5.



After 15 minutes, throw the solution away, and give the jar's interior a quick rinse

6.



Wipe the inside of Formula Ready with a clean cloth until it is completely dry

Learn The Code

What the error code is indicating...

E1

Glass Kettle Not Detected

Please placed the kettle back in the base.

E3

Dry Boil Protection Activated

Automatically shut off to prevent overheating.

Please unplug Formula Ready, and allow the unit's heating panel to cool down.

Cold water can be added to fasten the cool down time.

Once cool down, plug Formula Ready back in to resume normal.

Warning



DO NOT fill the jar with carbonated beverages



DO NOT placed Formula Ready in area or surface that can be reach by babies and children.



DO NOT use microwave to heat up any part of Formula Ready



DO NOT fill water pass MAX line

Additional Tips

and things to notice...

1. To prevent mineral deposits from building up, we recommend you to empty out Formula Ready at the end of every day, and refill Formula Ready with fresh water afterward.
2. It is recommended to descale Formula Ready once every 2 months.
3. If there is a lingering vinegar or lemon smell after descaling, you can boil water in Formula Ready a few time before putting into use.
4. When not in use for an extended period, please unplug the power cord, and store Formula Ready dry.
5. When there's no water in the jar, please turn Formula Ready off to prevent dry boiling

FAQs

The common questions

Q: Why Formula Ready set 105°F as the optimal temperature for formula?

A: Temperature that is too high would destroy the nutrients in formula.

When formula blends with water in 105°F, it would fully blend and prevent milk chunk from forming. During the process of mixing, the bottle's temperature would automatically cool down by several degree due to motion, which would be closed to body temperature, and in the optimal temperature for baby's delicate stomach.

Q: Why does Formula Ready keeps on boiling for 1 minute when it reaches boiled before cooling down?

A: To kill and removes bacterial commonly found in water, the World Health Organization (WHO) Guidelines for Preparing Formula, states that all water (whether from the tap or bottled and purified) should be boiled before use.

Q: How long does it takes for water to reach 105°F?

A: Around 5 minutes from room temperature, and one and an half hour to cool down from boil.

Q: What materials is Formula Ready compose of?

A: Formula Ready is built with superior quality borosilicate glass and food grade stainless steel base. And these are the only materials that have direct contact with the water.

Q: Will it works in countries outside of USA such as Europe?

A: No, Formula Ready is built with 110 volts, while most countries including Europe is running appliances at 220 volts.

Q: What is the power consumption of Formula Ready?

A: Good news! It doesn't take much power at all. It would cost an average family less than \$2 per month in electricity to use Formula Ready 24/7.

Formula Ready 30 Days Satisfaction Guaranteed Return Policy

Once you have tried your new Formula Ready smart kettle, we are confident that you will appreciate its performance. We suggest using the product regularly for 2 to 3 weeks. However, if you are not satisfied with the product, please email Sylvia@FormulaReady.com for instructions on how to return the product. Return the unit and all parts within 30 days of purchase. Retain original cash receipt, product and all product parts, including the box. Do not return to the retailer for guarantee fulfillment.

Please note: No refunds will be made for any product damaged by accident, neglect or unreasonable use.

Your product must be shipped in its original packaging, with your original sales slip indicating the date of purchase.

Please include the following information when you return your product:

Name: _____

Street: _____

City: _____

State/ Zip code: _____

Telephone number: _____

Place of Purchase: _____

Please allow 6-8 weeks for handling.

1 Year Limited Warranty

Formula Ready warrants to the original purchaser that your Formula Ready smart kettle (except the glass jar) to be free of defects in material and workmanship for a period of one (1) year of normal use from the date of original purchase.

If this product exhibits such a defect, Formula Ready will, at its option, either repair or replace it for the consumer without charge.

Please email your copy of receipt to Sylvia@FormulaReady.com to be referred to the authorized Formula Ready Center closest to you.

This warranty does not cover jar or damage resulting from accident, misuse, abuse, dirt, water, tampering, unreasonable use, normal wear, servicing performed or attempted by unauthorized service agencies or failure to provide reasonable and necessary maintenance.



Product Name: Formula Ready Smart Kettle

Model Number: A0124

Frequency: 120V-60Hz

Capacity: 1.2 L / 40 fl. oz


Power: 550W

MANUFACTURED BY:CHONGQING

SUBILIER TECH.CO.,LTD

These tips are updated periodically, so please check [formulaready.com](https://www.formulaready.com) for the latest version.

Formula Ready®

@2020 Formula Ready. All right reserved. The stylized “”, and Formula Ready are trademarks or registered trademarks of Formula Ready in United States and other countries.