

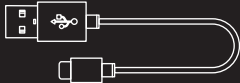
LTC

NIMBLEBACK


USER MANUAL



Keyboard




Type-C Cable



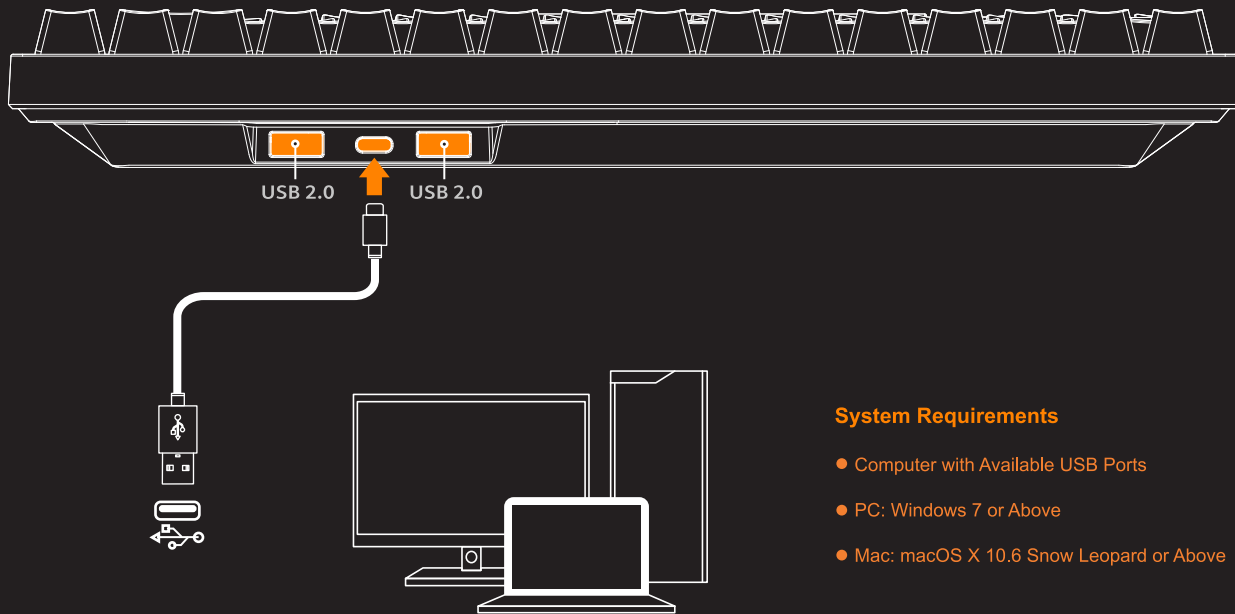
Keycap Puller



Switch Puller



User Manual



System Requirements

- Computer with Available USB Ports
- PC: Windows 7 or Above
- Mac: macOS X 10.6 Snow Leopard or Above

03

Macro Setting

1

FN+Tab Enter Macro Mode*Backlight will flash three times*

2

Long Press Fn+Z/X/C Choose the Macro Key (Only Z/X/C can be recorded)*LED indicator will flash at the same time*



3

Set the Sequence of the Keys to be Triggered
(Max to 16 consecutive clicks) eg: smile



4

Long Press **Fn+Z/X/C** Save and Exit
Macro Recording
LED indicator will stop flashing



5

FN+Tab Return to Normal Mode
Backlight will flash three times

1

FN+Tab Enter Macro Mode*Backlight will flash three times*

2

Short Press Z/X/C

3

FN+Tab Return to Normal Mode*Backlight will flash three times*



+



Backlight Modes Shift



+



Backlight Brightness +



+



Backlight Brightness -



+



Backlight Colors Switch



+



Backlight Speed +



+



Backlight Speed -



THANK YOU FOR YOUR PURCHASE OF LTC.

Follow us on  @LTC to win a free product.

We are looking forward to your feedback and hope you enjoy your LTC Product!



Scan for details!

www.ltcofficial.com

YOUR PRODUCT IS UNDER



60-DAY

money-back guarantee for any reason



18-MONTH

warranty for quality-related issues

If you have any questions, please feel free to contact us via business@ltcofficial.com.