

B2

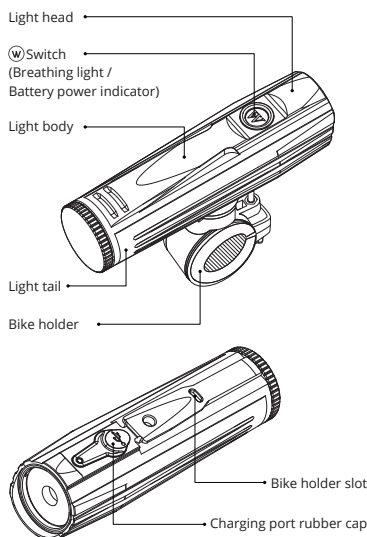
User Manual V1.0

Package List

Before using this product, please check whether the contents of the package are complete.

- 1 B2 x 1, 2 Bike holder x 1, 3 Type-C charging cable x 1, 4 Spare O-ring x 2, 5 Battery holder x 1, 6 ABE2600C or ABD4800 x 1, 7 User manual, warranty card x 1

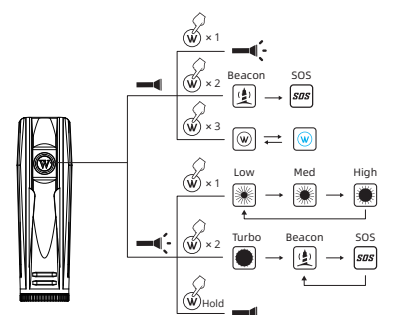
About Product



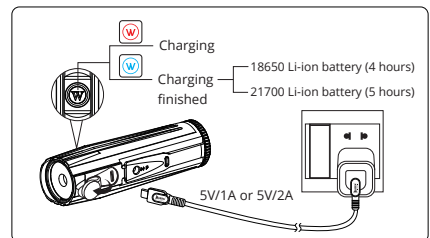
Installation

- 1 Remove the insulation plate, 2 Bike holder installation, 3 Install the battery

Operation



Charging



Product Warranty | 製品保証カード | 产品保修凭证

Form fields for Name, Telephone, and Address.

B2

Product series number / 製品コード / 产品编码

Name of store / 販売店 / 购买商店

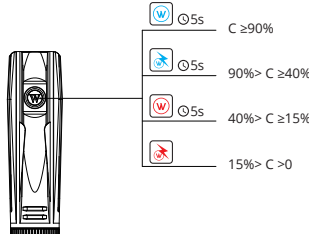
Date of purchase / 購入日付 / 购买日期

Get your e-warranty card and e-user manual by visiting the following URL or scanning the QR code.



https://www.wubenlight.com/pages/product-registration

Battery Capacity (C) Status Indication



Parameters

Table with columns: FL1 Standard, Turbo, High, Med, Low, Beacon, SOS. Rows include Lumens, Runtime, and other parameters.

All data from experiments of WUBEN lab according to ANSI/NEMA FL1 standard may vary because of different experiment equipment, experiment environment, or other factors.

Maintenance

- The O-Ring may be damaged for a long time use, please replace the O-Ring in time to ensure the waterproofness of the product. Please use WUBEN battery or WUBEN recommended batteries.

FAQs

Table with columns: Problems, Causes, Solutions. Rows include Abnormal flash or failure to turn on, Abnormal noise.

If your problems still not solved yet, please contact WUBEN Headquarters for after-sales service.

Warranty Policy

- 1. Warranty Coverage: 15 days replacement, 1 year warranty, 5 years warranty, Battery warranty, Lifetime maintenance.

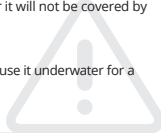
2. Beyond Warranty

- Man-made damage, Damage caused by not following the instructions, Damage caused by improper use of the battery, Abnormal wear and tear, Damage caused by irresistible factors, Gifts.

The final interpretation right is reserved by WUBEN.

Warnings

- Please read user manual carefully before using the light. Product will generate heat while working, please be cautious with that to avoid any possible harm.



SHENZHEN SHENGQI LIGHTING TECHNOLOGY CO., LTD. E-mail: support@wubenlight.com Web: www.wubenlight.com



(EN) English

Operation

- A. Main Light Operation: ON/OFF, Quick Turbo, Flash Modes.

B. Breathing light

When the light is off, triple click the switch to turn on/off the blue breathing light.

(DE) Deutsch

Betriebsmethode

- A. Hauptlichtbetrieb: Ein-/ Ausschalten, Gyors Turbo mód, Villogó Módok.

Hoch-Mittel-Niedrig-Hoch-Zyklus.

- B. Licht atmen: Wenn das Licht ausgeschaltet ist, klicken Sie dreimal auf den Schalter, um das Atemlicht ein- und auszuschalten.

(FR) Français

Méthode d'opération

- A. Fonctionnement de l'éclairage principa: Mise sous / hors tension, Réglage de la vitesse, Rapide et extrêmement lumineux.

- 1. Mode clignotant: arrêr ou éat extrémement lumineux, double-cliquez sur la touche.

Respirer la lumière: Dans l'état d'arrêr, vous pouvez allumer ou éteindre la lumière respiratoire en trois clics de l'interrupteur.

(IT) Italia

Metodo di funzionamento

- A. Funzionamento della luce principale: Accensione / spegnimento, Regolazione delle marce, Veloce ed estremamente luminoso, Modalità lampeggiante.

(CN) 简体中文

操作方法

- A. 主灯操作: 开机/关机, 档位调节, 快速极亮, 闪烁模式.

B. 呼吸灯

在关机状态下, 三击开关, 可以打开或关闭蓝色呼吸灯, 带断电记忆。

(ES) Español

Método de operación

- A. Operación de luz principal: Encendido / apagado, Ajuste de marcha, Rápido y extremadamente brillante, Modo intermitente.

B. Luz de respiración

En el estado de apagado, puede encender o apagar la luz de respiración con tres clics del interruptor, con memoria de apagado.

(CZ) Čeština

Obsluha

- A. Obsluha světla: Zapnutí/vypnutí, Ajuste de marcha, Rychlé turbo, Režim blikání.

B. Efekt dýchajícího světla

Když je svítlna vypnuta, trojí stisknutím tlačítka W zapnete/vypnete modré světlo s efektem dýchání. Světlo má paměťovou funkci a pamatuje si poslední zvolený režim.

(HU) Magyar

Működtetés

- A. A fő világítás működtetése: BE-/KIKAPCSOLÁS, Gyors Turbo mód, Villogó Módok, Lélegző világítás.

(SK) Slovenčina

Obsluha

- A. Obsluha svetla: Zapnutie/vypnutie, Rychle turbo, Režim blikania, Lélegző világítás.

(JP) 日本語

ご利用方法

- A. メインライトの操作: 点灯・消灯, モード切替, 高速で非常に明るい, 点滅モード.

B. 呼吸光

ライトがオフになったら、スイッチをトリプルクリックして青い呼吸ライトをオン/オフにします。

(KR) 한국어

작동

- A. 메인라이트 작동: ON/OFF, 밝기 모드 조절, 잠금 기능, 보조라이트.