




Battery Box

USER MANUAL



ATEM POWER, born in June, 2017, as a synonym for exciting outdoor experience, is an Australian company that specializes in solar power kits & equipment. Through 3 years of steady development, ATEM POWER has successfully secured a place in the field of solar products, possessing premium solar products, including solar panel, solar cell, charger, inverter and automotive cell, etc, which have greatly changed people's life-style and become an indispensable part of their daily life. At ATEM POWER, we stay true to our DNA by prioritizing technological innovations designed to improve our products and striving to provide excellent customer care. Because we are motivated to explore the limits of solar power!


ILLUSTRATION:



DIMENSION:



PACKAGE LIST:




WARNING AND SAFETY PRECAUTION:

1. The user must read and understand all of the warning and safety messages supplied with your product prior to installation or use.
2. Do not use or store the battery box near heat sources such as fire or heaters or expose it to flammable chemicals or vapors.
3. Do not strike, throw the battery box.
4. Never connect positive (red) and negative (black) terminals of the box together, and do not short-circuit the positive and negative terminals of the battery with wires or other metal objects.
5. Please ensure the strap is tight when moving your battery box.
6. Children or adults under the influence of drugs or alcohol are not allowed to use the battery box.
7. Please note that this battery box is not waterproof.
8. Please note that the battery is not included in this purchase.
9. While working on the battery box please wear protective eyeglasses and clothing. Please wear insulating gloves and provide necessary protection. Do not wear any metallic items such as watches, bracelets, etc.
10. Please do not disassemble the box as such action will not only cause potential damage to you and your box, but also void the warranty.
11. This battery box is only suitable for batteries with dimensions up to 39.3cm*18.3cm*21.5cm.

INSTALLATION INSTRUCTIONS:

- Step 1: Remove the lid, then put your battery inside the box.
- Step 2: Adjust the internal bracket to suit your battery (optional).
- Step 3: Attach the positive (red) and negative (black) wires from the box lid to their respective terminals on the battery.
- Step 4: Replace the lid, then fasten the buckle and tighten the strap.



MAINTENANCE:

1. Please keep the inner of the box clean and dry.
2. Please cover USB port, CIG socket with rubber plug to prevent potential damage.
3. Always keep the external terminals clean.



WARRANTY:



WARRANTY PERIOD:

Full 24 month warranty from date of purchase against all manufacturing defects.

WHAT DOES THE WARRANTY COVER?

Under normal usage conditions, this warranty covers:

1. Any manufacturing defects in materials, designs and workmanship encountered in normal and non-commercial use of this product.
 2. We will either repair or replace the product at our discretion provide that the fault is found to have been caused by a design or manufacturing defect and not misuse or tampering.
-

THE WARRANTY DOES NOT COVER:

1. Damage that occurs in shipment and delivery.
2. Incorrect installation, or unauthorized disassembling and modification of the box.
3. Cost of removing and re-installing the product; travel and /or other expenses due to customer's location
4. It is your responsibility to deliver and pick up your product, including any costs associated with the postage of repairing or replacing your product. If you want to send the product back we advise you insure against loss or damage.
5. Any loss directly or indirectly associated with the product that fails to operate.
6. Damages due to incorrect operation, accidents, abusive use, neglect, insects, animals, fire, adverse weather, water, lightning or other acts of nature.
7. Damages due to use of equipment, parts, supplies, accessories, applications, installations, repairs, wiring or connectors not supplied or authorized by ATEM POWER which damage this product or result in service problems.
8. Failure to follow installation and maintenance instructions .