



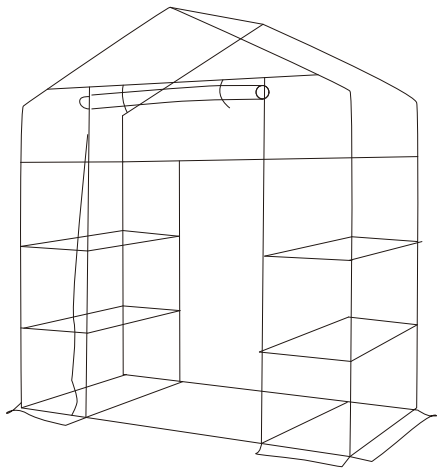
Greenhouse



Medium



Instruction Manual



HAVE QUESTIONS?

CONTACT OUR PROFESSIONAL CUSTOMER SUPPORT AT

sale@bluu.com

OR TEXT US MESSAGES

(888) 363-2297 (TEXT ONLY)

IMPORTANT:

READ CAREFULLY AND KEEP FOR FUTURE REFERENCE

SAFETY NOTES

- Make sure the product is firmly anchored in the ground.
- Assemble the greenhouse by following the assembly instructions carefully.
- Keep children and pets away while setting up the greenhouse.
- Do not light any fires under or near the greenhouse.
- This product has been tested for domestic use.

CARE INSTRUCTIONS

- To clean, wipe with a soft, slightly moist cloth. Never use corrosive detergents, wire brushes, abrasive scourers, metal or sharp utensils to clean the product.
- Do not use any alkali or acidic detergents or steam blasters to clean the greenhouse.
- To clean the greenhouse frame, wipe it with a mild soapy solution. It is not recommended to clean plastic or metal products with a strong cleaner or an abrasive material since it may discolor or damage the surface.
- Repair: The greenhouse frame is painted with a powder coating of plastic paint. If for some reason the coating comes off, the greenhouse frame is not protected and this may result in rust. To repair the damage, wipe clean and repaint to restore the protection.

DISPOSAL















- If you wish to dispose of the greenhouse, do not throw it in the trash. Take it to a recycling center. There, recyclable materials and other materials can be disposed of safely.

LIMITED 1-YEAR WARRANTY

The warranty is valid as of the date of purchase and a dated proof of purchase should be presented on request. Any product or part which fails due to structural defect or faulty workmanship, or which fails due to fading of color, for a 1-year period from the initial date of purchase.

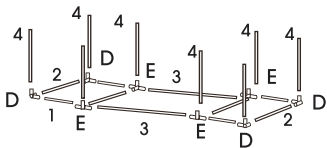
PARTS LIST



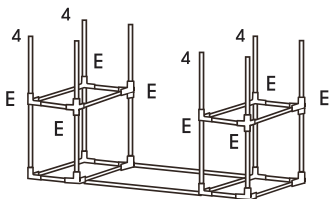
A		4PCS	1		14PCS
D		6PCS	2		15PCS
E		20PCS	3		3PCS
G		2PCS	4		22PCS
B		8PCS	5		4PCS
F		4PCS	6		1PC
C		4PCS	7		4PCS

STEP DESCRIPTION

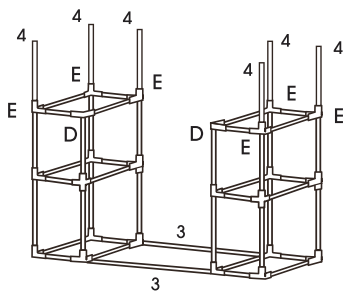
1



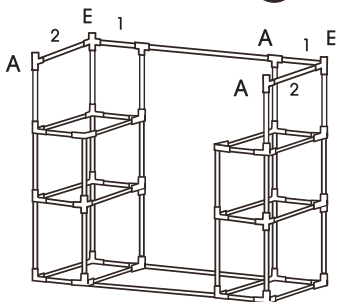
2



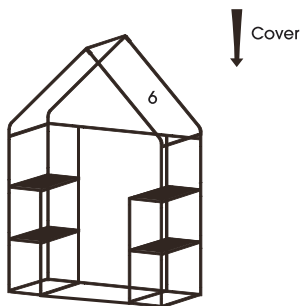
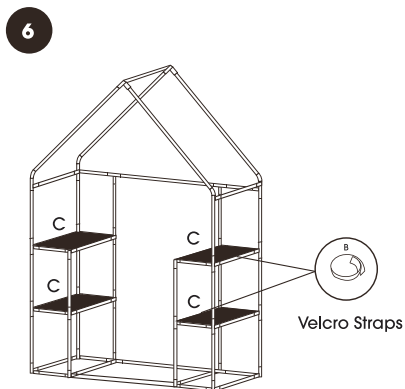
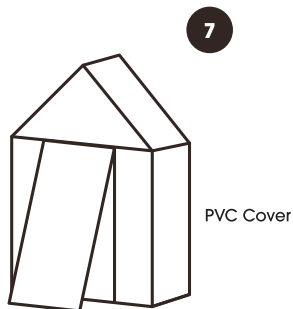
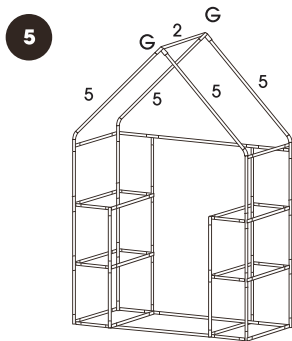
3



4




STEP DESCRIPTION



STEP DESCRIPTION

8



THANK YOU FOR SHOPPING WITH US!

If you have any questions, or need assistance with use, parts, or customer service, please contact: bluupatio@bluu-us.com. Or text us messages at (888) 363-2297. To help us identify your order, please include your order #. Our profession team will be there to assist you.

Customer Service Team
Bluu