

Setup Instruction

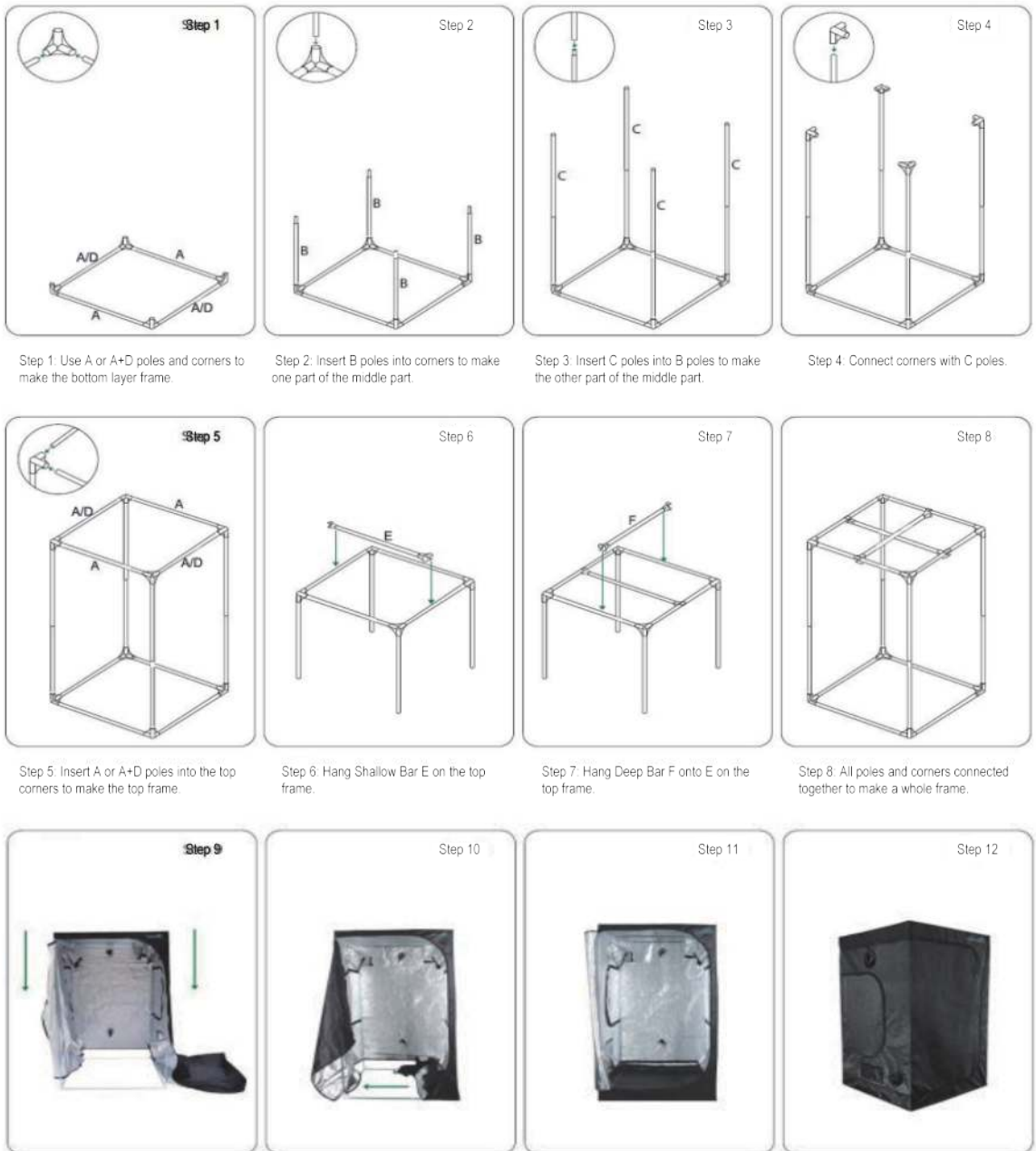
About Quicent

Quicent is one of the top brands who sell quality structures like Grow Tents, Party tent, Greenhouses etc., which has been doing tents business since early 21st century. "Quality, Value, Reliability" These three words sum-up the Quicent approach.

About "Eco-friendly Series"

Passed SGS Approved, Stand for Genuine Safe and reliable Quality! More standardized packaging and storage. Our grow tent is made of Eco-friendly Material for its cover and frame, 100% reflective silver Mylar (Interior) + 600D Oxford Cloth (Exterior), Green/White Powder Coated Steel Poles and Connectors. Materials testing from SGS --ensure your materials meet all safety regulatory requirements, and items that approved by SGS Chemical Testing means soluble elements like Cd, Pb, Cr, Hg, Sb, Ba, As, Se. complies with the test results. Non-toxic, will not release any harmful gasses that can damage sensitive plants.

Assemble Steps



Step 1: Use A or A+D poles and corners to make the bottom layer frame.

Step 2: Insert B poles into corners to make one part of the middle part.

Step 3: Insert C poles into B poles to make the other part of the middle part.

Step 4: Connect corners with C poles.

Step 5: Insert A or A+D poles into the top corners to make the top frame.

Step 6: Hang Shallow Bar E on the top frame.

Step 7: Hang Deep Bar F onto E on the top frame.

Step 8: All poles and corners connected together to make a whole frame.

Step 9: Lay out the cover on ground, cover the top part on the top frame and then zip up the side walls along with the middle part.

Step 10: Fit the bottom part under frame and then zip up with the middle part.

Step 11: Fit the floor tray into the bottom layer.

Step 12: Zip up the front door, so the whole tent is assembled completely.

Quiccent® Grow Tent Part List (pc)

White/Green Poles Series:

| Tent Size | Pole A | Pole B | Pole C | Pole D | Shallow Bar E | Deep Bar F | 3-way Corner | T-shape Corner | 4-way Corner | 5-way Corner | Floor Tray | Nylon Belt |
|-------------|--------|--------|--------|--------|---------------|------------|--------------|----------------|--------------|--------------|------------|------------|
| 24"x24"x24" | 8 | 4 | | | 1 | 2 | 8 | | | | 1 | 4 |
| 16"x16"x48" | 8 | 4 | 4 | | 1 | 1 | 8 | | | | 1 | 4 |
| 24"x24"x36" | 8 | 4 | 4 | | 1 | 2 | 8 | | | | 1 | 4 |
| 24"x24"x48" | 8 | 4 | 4 | | 1 | 2 | 8 | | | | 1 | 4 |
| 24"x24"x55" | 8 | 4 | 4 | | 1 | 2 | 8 | | | | 1 | 4 |
| 32"x32"x63" | 8 | 4 | 4 | | 1 | 2 | 8 | | | | 1 | 4 |
| 48"x24"x48" | 4 | 4 | 4 | 4 | 1 | 2 | 8 | | | | 1 | 4 |
| 48"x24"x60" | 4 | 4 | 4 | 4 | 1 | 2 | 8 | | | | 1 | 4 |
| 48"x48"x78" | 8 | 4 | 4 | | 1 | 2 | 8 | | | | 1 | 4 |
| 48"x24"x72" | 4 | 4 | 4 | 4 | 1 | 2 | 8 | | | | 1 | 4 |
| 48"x24"x84" | 4 | 4 | 4 | 4 | 1 | 2 | 8 | | | | 1 | 4 |
| 60"x60"x78" | 8 | 4 | 4 | | 1 | 2 | 8 | | | | 1 | 4 |
| 96"x48"x78" | 8 | 6 | 6 | 5 | 2 | 4 | 8 | 2 | 2 | | 1 | 6 |
| 96"x96"x78" | 22 | 9 | 9 | | 4 | 8 | 8 | 3 | 6 | | 2 | 8 |

Corner/Connector Shape:



3-way Corner



T-shape Corner



4-way Corner



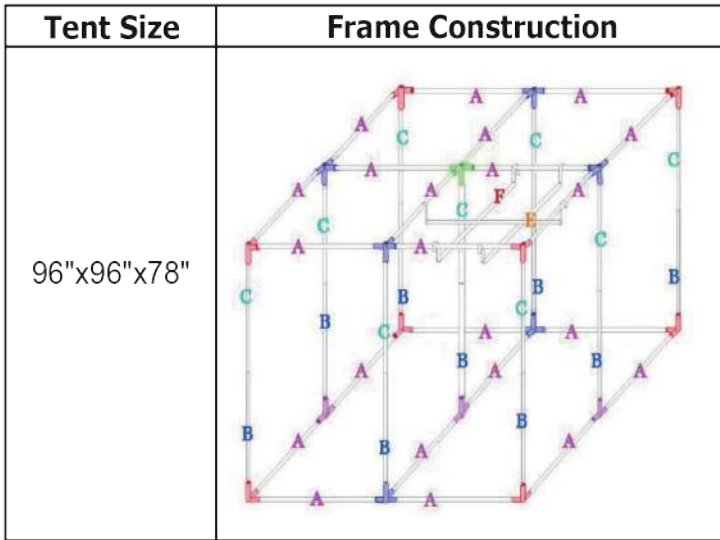
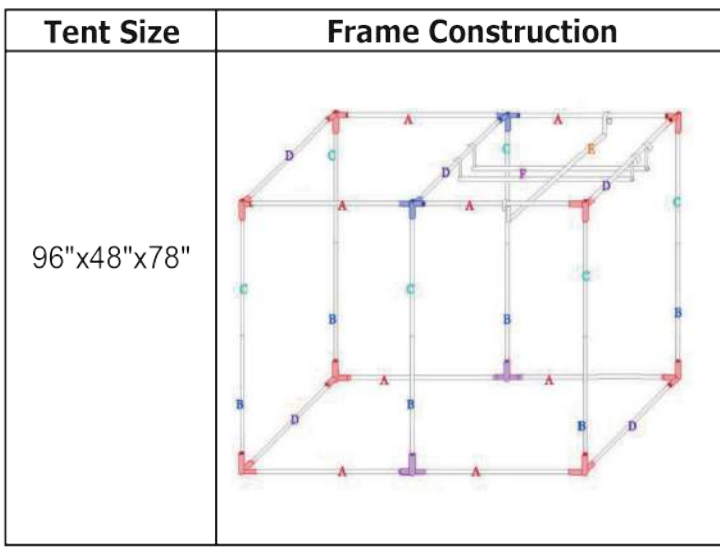
5-way Corner

| Tent Size | Frame Construction |
|-------------|--------------------|
| 16"x16"x48" | |
| 24"x24"x36" | |
| 24"x24"x48" | |
| 24"x24"x55" | |
| 32"x32"x63" | |
| 48"x48"x78" | |
| 60"x60"x78" | |

| Tent Size | Frame Construction |
|-------------|--------------------|
| 48"x24"x48" | |
| 48"x24"x60" | |
| 48"x24"x72" | |
| 48"x24"x84" | |

Note:

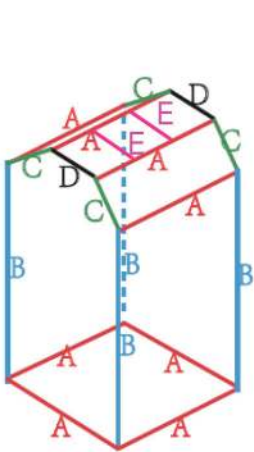
- All the frame construction are the effect of a specific grow tent after install its frame completely. All the poles are label with "A"/ "B"/"C"/"D" and ""E"/"F" (top hanging bar).Just check the frame construction figure with your purchased size, you will clear about its construction steps.
- For "24"x24"x24", bottom—4x"A" poles with corners,top—4x"A" poles with corners,middle part—4 x"B" poles with corners.



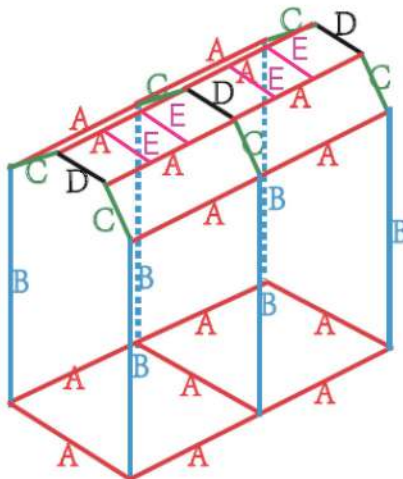
Roof Cube Series:

| Tent Size | Pole A | Pole B | Pole C | Pole D | Shallow Bar E | 3-way Corner | 4-way Corner | Tilted 3-way Corner | Tilted 4-way Corner | Nylon Belt |
|-------------|--------|--------|--------|--------|---------------|--------------|--------------|---------------------|---------------------|------------|
| 48"x48"x71" | 8 | 4 | 4 | 2 | 2 | 4 | | 8 | | 4 |
| 96"x48"x71" | 15 | 6 | 6 | 3 | 4 | 4 | 2 | 8 | 4 | 4 |

Frame Construction



48"x48"x71"



96"x48"x71"

Corner Shape:



Tilted 3-way Corner



Tilted 4-way Corner