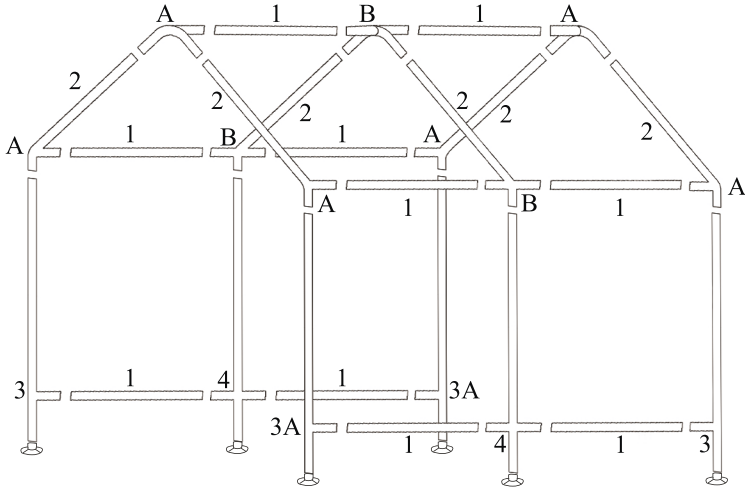











# PACKAGE CONTENTS

## For 10'x9'x8' Model- GM1302

This greenhouse is packed in one boxes. Please check the contents according to this list. If there's any part missing, contact us immediately to get replacement.



1#		10
2#		6
3#		2
3A#		2
4#		2
A		6
B		3
Base		6
Stake		12

Assemble the greenhouse with all the parts above.

Step 1 Assemble the whole frame using all the poles and connectors.

Step 2 Place the cover tightly over the frame, then use the velcro to fix the cover and steel frame tightly.

Step 3 Reinforce the greenhouse with Bases, Stakes and Ropes.