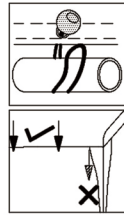
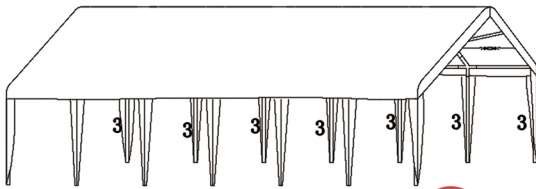
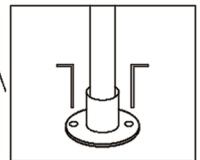
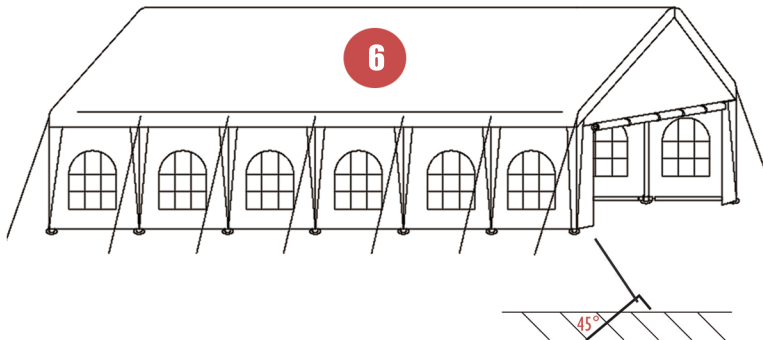
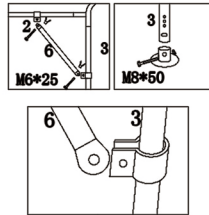
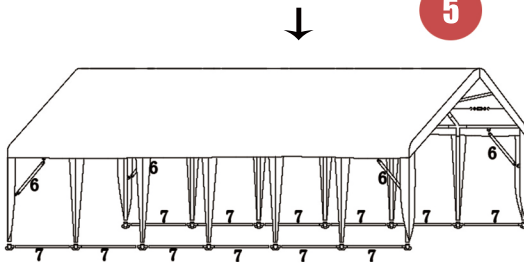


INSTALLATION



STEP 5

Reinforced the whole body frame using Pole #6, #7 and fixed it with a bolt.



STEP 6

Pull the leg cover tight by the elastic ball and attach the metal hooks into the tube holes near the feet, then hang the side panels to the holes by the Elastic balls. All side panels can be hung or took down separately. If the cover becomes loose, tighten by moving the hook to a lower hole. Then secure the tent with Ropes and the Stakes. We recommend the Stakes are at a 45 degree angle in the ground facing away the tent to ensure maximum tension.