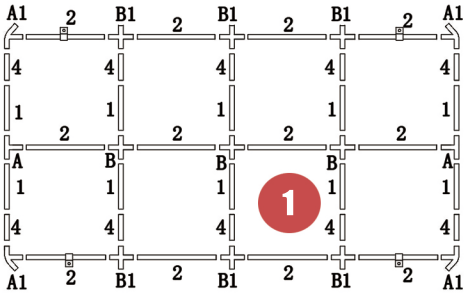


# INSTALLATION

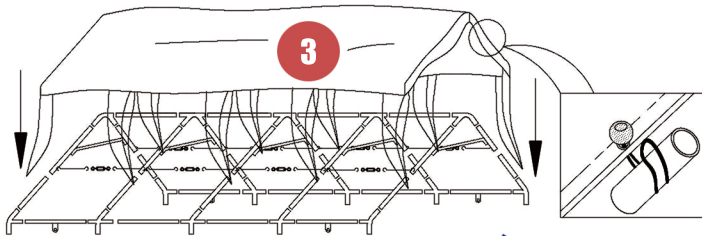
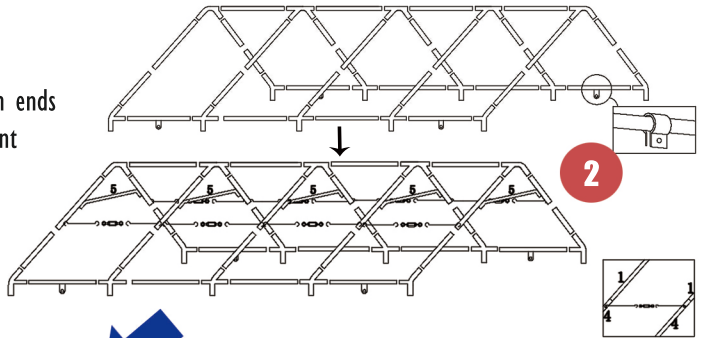


## STEP 1

Assemble the upper frame and the roof frame using Pole #1, #2, #4 & the Connector-A, A1, B, B1.

## STEP 2

Attach the stainless fastener at both ends of frame Poles and use reinforcement parts to fix the top frame poles tightly.



## STEP 3

Place the cover tightly over the frame, then use the elastic balls to fix the cover and steel frame tightly.

## STEP 4

We recommend several people lift up one side of the whole roof frame and Slot Pole #3 to the matching the Connector-A1 and B1.

