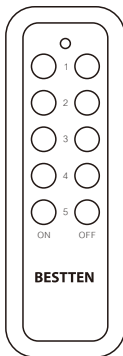
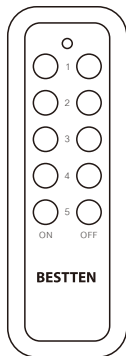
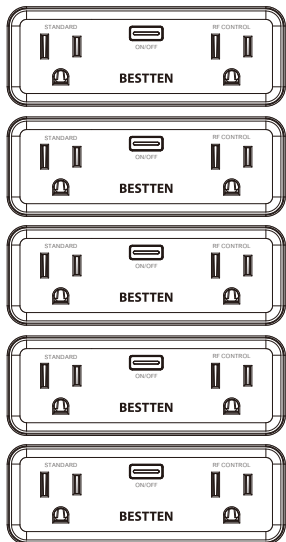


BESTTEN®

Indoor Wireless Remote Control Outlet Set



User Manual

Model: UR-10A2R-2W

Product

This set consists of five remote controlled sockets, two remotes and two 23A (12V) alkaline batteries.

Extra remotes or sockets can be purchased separately. The Self-Learning function matches additional components to existing units. For additional remotes or sockets, please contact BESTTEN Customer Service for more details.

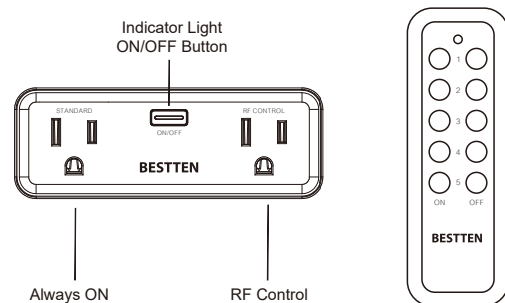
Working voltage for socket	125V 60hz
Transmission frequency	433.92Mhz
Max load current	15A
Max load power	1875W
Max Remote control distance	110 Feet (line of sight)
Remote Battery	23A(12VDC) alkaline battery

Installation

- Install a BESTTEN 23A (12V) alkaline battery in the remote, making sure the polarity +/- is correct.
- Plug each socket into a power outlet, and plug a device into each socket.

Features

- The "STANDARD" socket is always ON. The "RF CONTROL" socket can be switched via the remote or switched manually via the "ON / OFF" button.
- Individual ON and OFF functions on the remote.
- Easy to use and operate - use one remote to control a single socket or all sockets. The 5 groups of ON/OFF buttons on the remote will turn on or off the corresponding single socket.
- Very low standby power consumption reduces energy costs when not in use.
- The "RF CONTROL" socket will remain OFF after a power interruption, reducing fire risk and saving power.



The frequency code can be found on each outlet in the following format from 1-5: xxxx-1 and xxxx-5. The number 1, 2...5 is corresponding to the group buttons 1, 2...5 on the remote.

Notes

- The sockets are intended for indoor use only. Do not use in areas of high humidity such as bathrooms.
- DO NOT exceed maximum load current of 15 AMP and voltage of 125V (approximately 1875 watts). If the socket was used to control a high power consumption device such as refrigerator, oven, portable heater etc. , the internal fuse in the outlet may be blown due to the overload.
- For your safety, make sure the batteries in the remotes are installed correctly before use.
- For best performance change the battery in the remote on a regular basis. Remove battery if remote is not in use for a long period of time. Replacement batteries can easily be found online or in stores where batteries are sold.
- The wireless remote range may be shortened by interference from other electronics, appliances, walls, and other physical barriers.
- Avoid exposing to high temperatures, direct sunlight, or moisture.
- The sockets should be used in areas with proper air circulation.
- Discard all parts of this product in accordance with local environmental regulations. Do not dispose in regular household waste.

Troubleshooting

- If the "RF CONTROL" socket is unresponsive, please follow the steps below:
- Make sure the socket and device are properly connected and the power is on.
 - Make sure the socket has good air ventilation and is not overheated.
 - Replace the remote batteries with new 23A(12V) batteries. A low battery may cause decreased range of the remote.
 - If the socket was used to control a high power consumption device, the fuse in the outlet may break due to the overload.
 - If the above methods cannot solve the issue, please contact BESTTEN Customer Care for support.

Warranty

BESTTEN warrants to the original customer that this product is free of defects in materials and workmanship for one year from the purchase date. Within this period, simply contact BESTTEN CARE with proof of purchase and reason of claim. We will replace the product for free.

Any product which is subject to misuse or accidental damage is excluded from this warranty.

support@ibestten.com
1-800-358-6160 (M-F 9am-5pm PST)

BESTTEN Products

For more products from BESTTEN, please visit our website www.ibestten.com



Wall Taps



PD Quick Chargers



GFCI Receptacles



USB Receptacles



Dimmer Switches



Standard Receptacles



Screwless Wallplates



Remote Control Outlets



Surge Protectors



Metal Power Strips



Outdoor Power Stakes



Travel Adapters