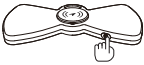

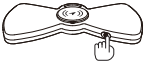



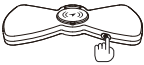




## Indication Guide



- Remove the protective insulation film from Item Finder before use.
- When item finder is removed from Find My app and not paired for 3 minutes, it automatically switches to Power Off.

# Function Button & Buzzing Sound Indication

Item Finder's Status	Function Button		Buzzing Sound		
Power On	Press once		Chord tones	Melody	
Ready to Connect	Press twice continuously		One (1) sound	Beep	
"Play Sound" to locate	–	–	Thirteen (13) sounds	Beep...Beep...Beep...Beep... Beep...Beep...Beep...Beep... Beep...Beep...Beep...Beep... Beep...	
Remove	–	–	Chord tones	Melody	
Reset	Press five times continuously. (Short press 4 times rapidly, then long press for the 5th time until you hear a chord tone melody emitted.)		Chord tones	Melody	
Power Off	Press and hold for 3 seconds		Two (2) sounds	Beep...Beep...	