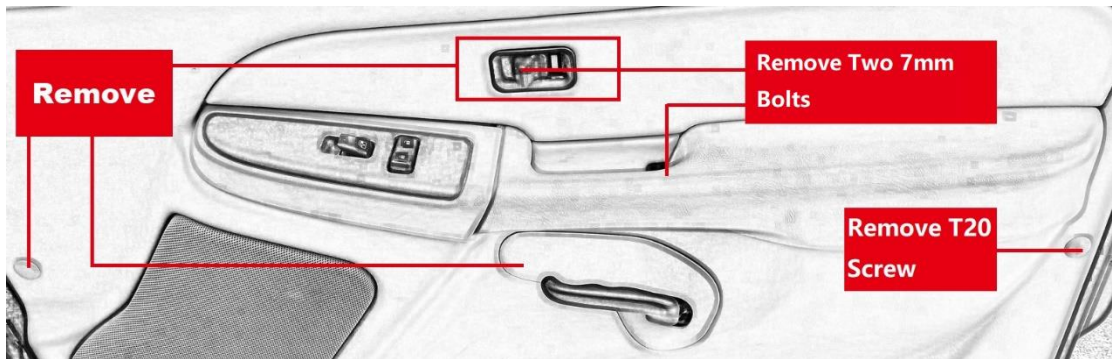


99-02 Chevy Silverado GMC Sierra Tow Mirrors Mounting & Wiring Diagram

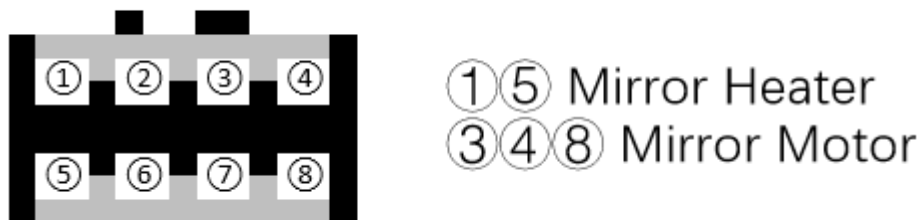
1. Screws location

- 1.1. Remove the two plastic cover and inner door locker.
- 1.2. Remove two 7mm bolts and T20 screw.



2. Wiring Diagram

2.1. Main Plug (Rear View)




2.2. Small AUX Plug



- ① LED Turn Signal (Blue)
- ② Ground (Black)
- ③ Spot Light (Purple)

- 2.3. Run the wires through the rubber tunnel between the door and body frame.
- 2.4. Connect the black wire to the ground pole on body frame.
- 2.5. Run the turn signal wires to the BCM below the steering column.
- 2.6. In the middle of left plug, there are two blue wires. Light blue for the driver side, dark blue for the passenger side.



- 2.7. Connect both side spot light wire (purple) and run the wire through the fire wall into the engine bay.
- 2.8. Connect the purple wire to the trailer backup spot in fuse block. (Find the mark: TRL B/U)

