

Mee200

Conference Board

V1.1.0 NS160100964



Specifications

Change History

Document Version	Firmware Version	Release Date	Description
V1.1.0	V1.0.1.0	2019-11-30	Changed the product appearance.
V1.0.0	V1.0.0.0	2019-09-26	First release

Introduction

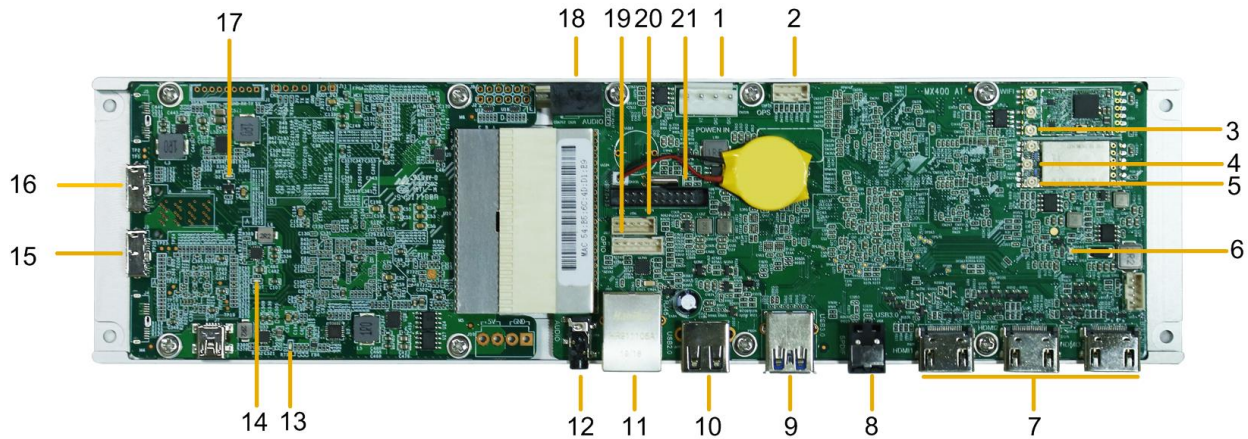
The Mee200 is a conference board which is designed for LED displays in conference room and integrates the control and sending functions. It features powerful interaction and playback capabilities and high operating speed. Based on the highly customized Android desktop system, the Mee200 accepts any applications and APK software.

With high compatibility and reliability, the Mee200 can fix a variety of use and viewing problems of the traditional display devices in conference room, such as small display size, low brightness and unsatisfactory image quality. It can also be used as a separate controller. It can be mainly used in various business conference scenarios in design, medical, education and other industries.

Features

- 3 × HDMI 1.3 inputs, resolutions of each up to 1920×1080@60Hz
- 8 × 1G Ethernet outputs
- 5 × USB 2.0 and 1 × USB 3.0 ports for multimedia playback and function extension
- 3.5-mm internal and external audio connectors
- Highly customized Android desktop system
- Local and online playback of high-definition videos, including 4K HDR videos
- Dual wireless network card to allow for Wi-Fi and wireless hotspot connections at the same time
- Bluetooth 4.0 support, compatible with Bluetooth mouse, keyboard, speaker and other common peripherals
- Bluetooth remote to allow for omnidirectional remote control
- 4 × relays for power management of the LED display
- Wireless screen mirroring from Windows, Mac, iPhone/iPad and Android
- 1 × reserved OPS control port for OPS computer connection to control its power on/off
- OSD menu
- Compatible with the peripherals commonly used in conference room, such as camera, speaker and laser pointer
- Support for 18Bit+ high grayscale at low brightness condition when working with the A8s or A10s Plus receiving card to effectively fix the grayscale loss problem of LED display due to low brightness, allowing for a smooth image
- Support for precise grayscale technology when working with the A8s or A10s Plus receiving card to effectively fix the display problems caused by imprecise low grayscale performance of LED display, such as grayscale spikes, color cast at low grayscale condition, as well as mottling and color blocks after calibration, allowing for more precise grayscale performance
- Support for color management when working with the A8s or A10s Plus receiving card to effectively avoid color distortion
- Support for HDR function when working with the A8s or A10s Plus receiving card to greatly enhance the image quality, presenting more vivid and realistic images with clearer details.
- Support for pixel level brightness and chroma calibration when working with NovaLCT and NovaCLB

Appearance



All product pictures shown in this document are for illustration purpose only. Actual product may vary.

Table 1-1 Mee200 connector description

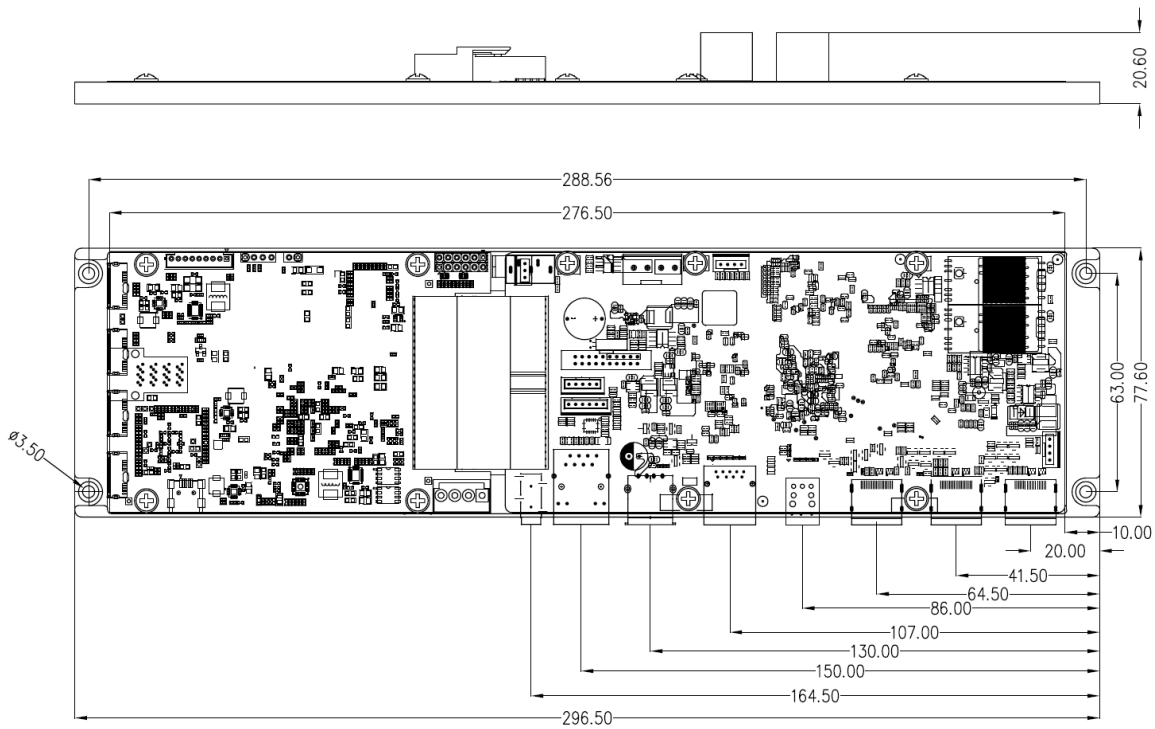
No.	Connector	Description
1	Power	DC 4.9 V~5.1 V
2	OPS computer connector	Detect and control power on/off of the OPS computer.
3	Wi-Fi/AP	Connect to 2.4G/5G wireless hotspot antenna.
4	BT	Connect to Bluetooth antenna.
5	Wi-Fi/STA	Connect to Wi-Fi antenna for network connection.
7	HDMI IN	<ul style="list-style-type: none"> 3 × HDMI 1.3 input connectors Resolutions of each up to 1920×1080@60Hz
8	Digital fiber optic audio output connector	N/A
9/10	USB 3.0/USB 2.0	USB 3.0/USB 2.0 input ports to support common USB devices, such as mouse, keyboard and USB drive <ul style="list-style-type: none"> Supported image formats: *.jpg, *.bmp, *.png Supported video formats: *.avi, *.mpg, *.vob, *.mov, *.mkv, *.rmvb, *.mp4, *.ts, *.flv
11	Fast Ethernet port	Connect to the Android system through Ethernet cable or to NovaLCT software on control computer. Support switching between the two connections on Android.
12	AUDIO OUT	3.5-mm external audio connector (has priority over internal audio connector)
15/16	Micro USB 3.0	Connect to the two Ethernet cards. <ul style="list-style-type: none"> The four ports of Ethernet card connected to Connector 16 are named Ethernet ports 1–4. The four ports of Ethernet card connected to Connector 15 are named Ethernet ports 5–8.
18	AUDIO OUT	3.5-mm internal audio connector (connects to internal speaker)
19	Relay card connector	Connect to the relay card for cabinet power management.

20	Button board connector	Connect to the button board for volume adjustment, brightness adjustment, input source switching and power on/off.
21	USB card connector	Connect to the USB card for USB port arrangement.

Table 1-2 Indicator status

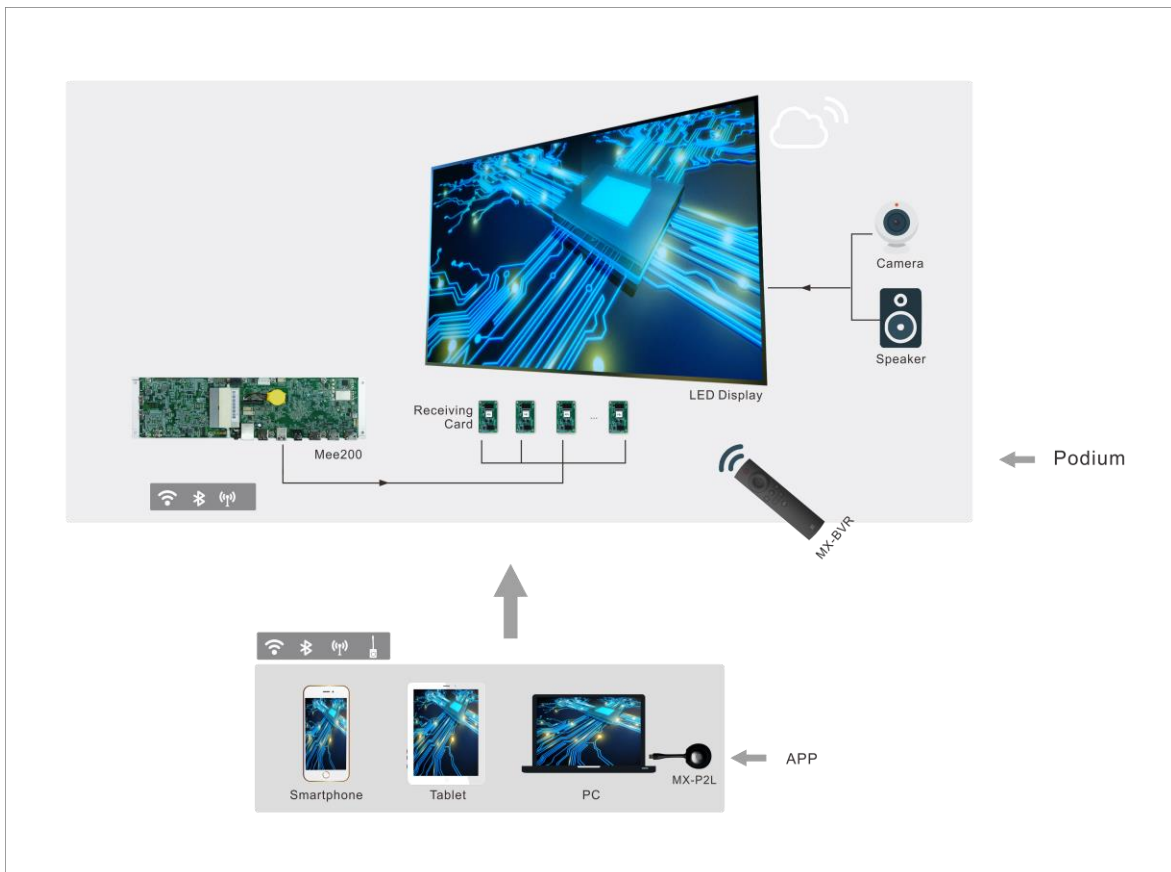
No.	Indicator	Color	Description
6	D1020	Green	<ul style="list-style-type: none"> On-board Android system indicator On for 1s and off for 1s: Android system is operating normally.
13	D12	Red	<ul style="list-style-type: none"> Power indicator of sending card It is always on when the power supply is normal.
14	D3	Green	<ul style="list-style-type: none"> MCU operating indicator On for 500 ms and off for 500 ms: The MCU is operating normally.
17	D2	Green	<ul style="list-style-type: none"> FPGA operating indicator On for 0.5s and off for 1.5s: The FPGA is operating normally.

Dimensions



Unit: mm

Applications



Specifications

Maximum Loading Capacity	1920×1080@60Hz	
Hardware Configuration	CPU	64-bit quad-core 1.7 GHz processor
	RAM	DDR4-4GB
	GPU	Mail T820
	ROM	8GB eMMC5.1 (Standard)
Electrical Specifications	Input voltage	DC 4.9 V~5.1 V
	Rated current	5 A
	Rated power consumption	25 W
Operating Environment	Temperature	-20°C to +60°C (An aluminum cooling plate must be installed on the back of the Mee200 for long-term operation in high temperature.)
	Humidity	10% RH to 75% RH, non-condensing
Storage Environment	Temperature	-25°C to +125°C
Physical Specifications	Dimensions	296.5 mm × 77.6 mm × 20.6 mm
	Net weight	0.34 kg

Copyright © 2019 Xi'an NovaStar Tech Co., Ltd. All Rights Reserved.

No part of this document may be copied, reproduced, extracted or transmitted in any form or by any means without the prior written consent of Xi'an NovaStar Tech Co., Ltd.

Trademark

NOVA STAR is a trademark of Xi'an NovaStar Tech Co., Ltd.

Statement

You are welcome to use the product of Xi'an NovaStar Tech Co., Ltd. (hereinafter referred to as NovaStar). This document is intended to help you understand and use the product. For accuracy and reliability, NovaStar may make improvements and/or changes to this document at any time and without notice. If you experience any problems in use or have any suggestions, please contact us via contact info given in document. We will do our best to solve any issues, as well as evaluate and implement any suggestions.

[Official website](http://www.novastar.tech)
www.novastar.tech

[Technical support](mailto:support@novastar.tech)
support@novastar.tech